

REVISIONS		
NUMBER	BY	DATE
△	ASF	7/11/14

0 1 2
 THIS BAR IS EQUAL TO 2"
 AT FULL SCALE (34X22).
 PLOT 1

**MIDAMERICA ST. LOUIS AIRPORT
 ST. CLAIR COUNTY, ILLINOIS**

AIRFIELD LIGHTING IMPROVEMENTS

ONE MEMORIAL DRIVE, SUITE 500
 ST. LOUIS, MO 63102
 (314) 436-5500

GMT
 CRAWFORD, MURPHY & TILLY, INC.
 CONSULTING ENGINEERS

© Copyright GMT, Inc.
 PROFESSIONAL ENGINEERING - 184--00613

**IL PROJECT, BLV-4405
 AIP PROJECT, 3-17-SBGP-XX**

FILE: 02_QUANTITIES.dwg
 DESIGN BY: ASF
 DRAWN BY: ASF
 CHECKED BY: MJD/CET
 APPROVED BY: BWG
 DATE: JUNE 27, 2014
 JOB No: 13098-02

**SUMMARY OF
 QUANTITIES**

△ **BASE BID**

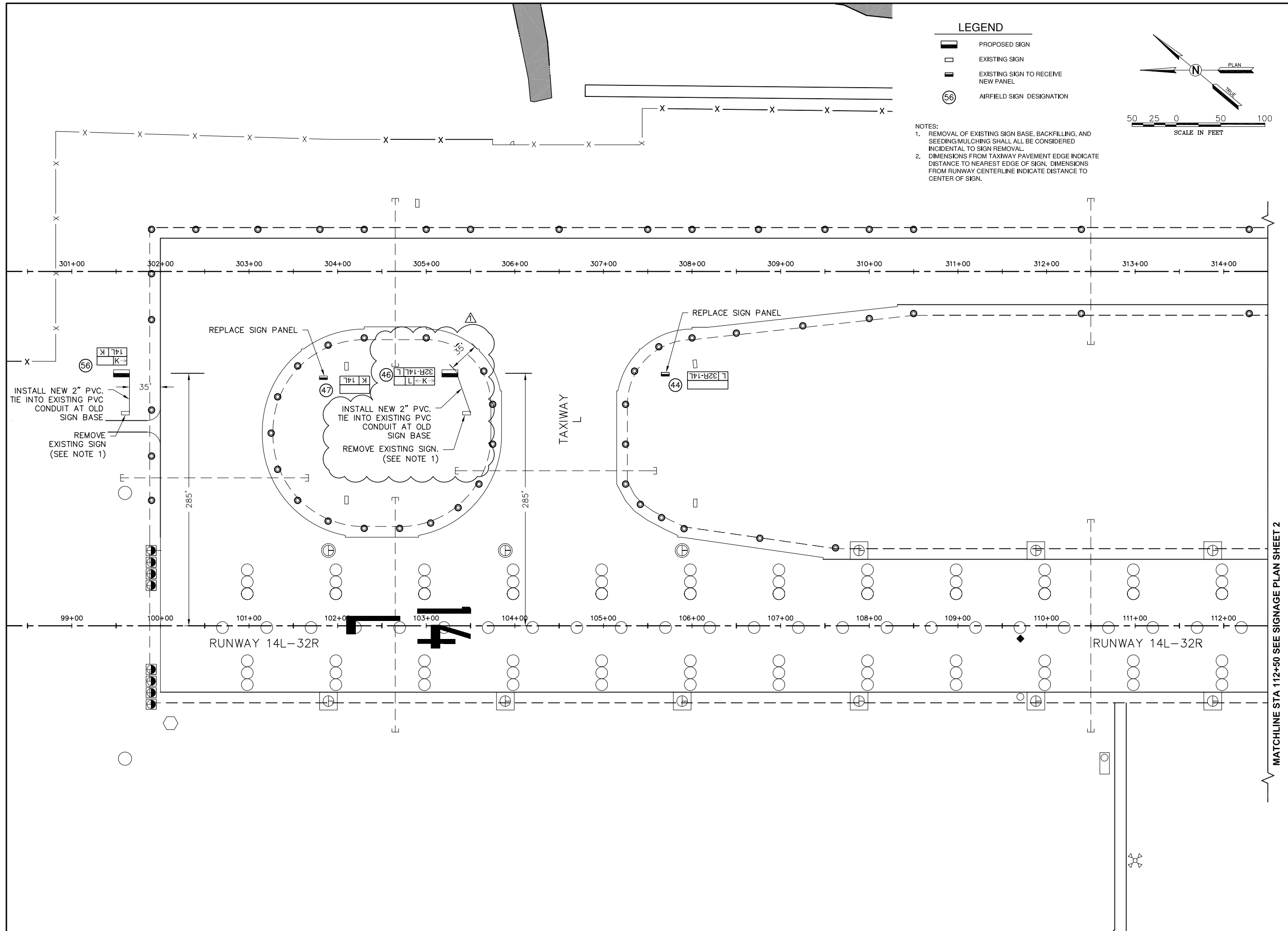
ITEM #	DESCRIPTION	UNIT	QUANTITY
AR108108	1/C #8 5 KV UG CABLE	LF	146,950
AR108960	REMOVE CABLE	LF	60,000
AR110202	2" PVC DUCT, DIRECT BURY	LF	155
AR125416	MITL-BASE MOUNTED-LED	EA	192
AR125444	TAXI GUIDANCE SIGN, 4 CHARACTER	EA	2
AR125448	TAXI GUIDANCE SIGN, 8 CHARACTER	EA	3
AR125550	HI THRESHOLD LIGHT BASE MTD	EA	16
AR125902	REMOVE BASE MOUNTED LIGHT	EA	208
AR125904	REMOVE TAXIWAY GUIDANCE SIGN	EA	5
AR125928	REPLACE PAPI	EA	2
AR125932	REPLACE SIGN PANEL	EA	10
AR150520	MOBILIZATION	LS	1
AR801982	REINSTALL EXISTING CABLE	LF	27,700
AR801983	REPLACE ISOLATION TRANSFORMER	EA	100
AR801984	SPARE MITL-BASE MOUNTED-LED W/XFMR	EA	19

ADDITIVE ALTERNATE NO. 1

ITEM #	DESCRIPTION	UNIT	QUANTITY
AS125416	MITL-BASE MOUNTED-LED	EA	50
AS125902	REMOVE BASE MOUNTED LIGHT	EA	50

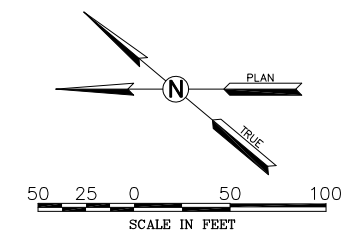
ADDITIVE ALTERNATE NO. 2

ITEM #	DESCRIPTION	UNIT	QUANTITY
AT125416	MITL-BASE MOUNTED-LED	EA	82
AT125902	REMOVE BASE MOUNTED LIGHT	EA	82



- LEGEND**
- PROPOSED SIGN
 - EXISTING SIGN
 - EXISTING SIGN TO RECEIVE NEW PANEL
 - 56 AIRFIELD SIGN DESIGNATION

- NOTES:**
1. REMOVAL OF EXISTING SIGN BASE, BACKFILLING, AND SEEDING/MULCHING SHALL ALL BE CONSIDERED INCIDENTAL TO SIGN REMOVAL.
 2. DIMENSIONS FROM TAXIWAY PAVEMENT EDGE INDICATE DISTANCE TO NEAREST EDGE OF SIGN, DIMENSIONS FROM RUNWAY CENTERLINE INDICATE DISTANCE TO CENTER OF SIGN.



REVISIONS		
NUMBER	BY	DATE
1	ASF	7/11/14

0 1 2
 THIS BAR IS EQUAL TO 2"
 AT FULL SCALE (34X22).
 PLOT 1

**MIDAMERICA ST. LOUIS AIRPORT
 ST. CLAIR COUNTY, ILLINOIS**

AIRFIELD LIGHTING IMPROVEMENTS

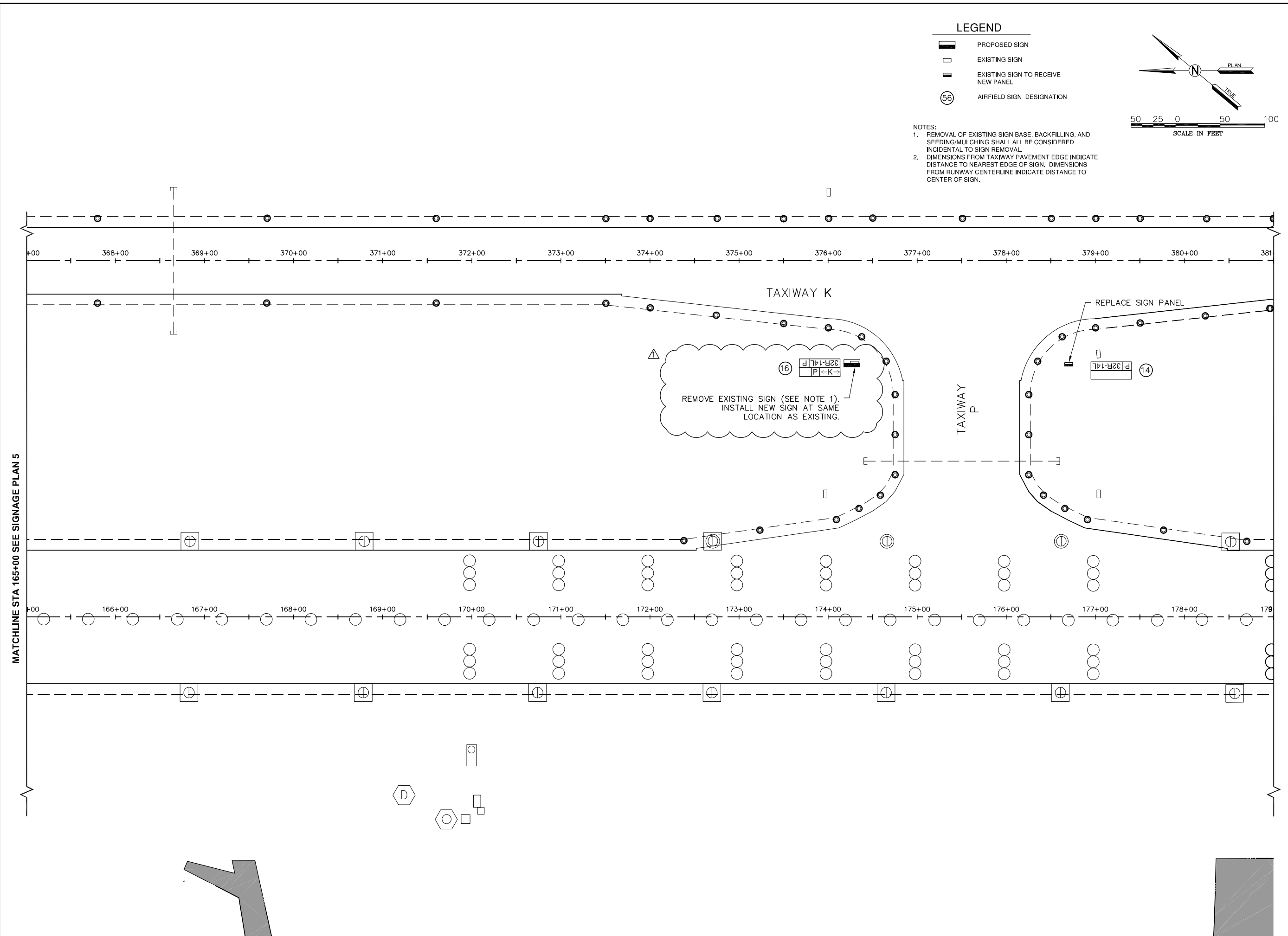
ONE MEMORIAL DRIVE, SUITE 500
 ST. LOUIS, MO 63102
 (314) 436-5500

GMT
 CRAWFORD, MURPHY & TILLY, INC.
 CONSULTING ENGINEERS

© Copyright GMT, Inc.
 PROFESSIONAL ENGINEERING - 184-00613

**IL PROJECT, BLV-4405
 AIP PROJECT, 3-17-SBGP-XX**

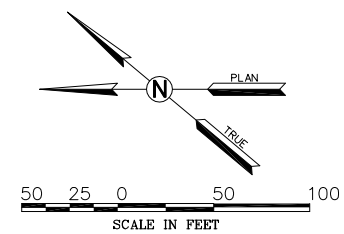
FILE: 17-19_SIGNAGE.dwg
 DESIGN BY: ASF
 DRAWN BY: ASF
 CHECKED BY: MJD/CET
 APPROVED BY: BWG
 DATE: JUNE 27, 2014
 JOB No: 13098-02



LEGEND

-  PROPOSED SIGN
-  EXISTING SIGN
-  EXISTING SIGN TO RECEIVE NEW PANEL
-  AIRFIELD SIGN DESIGNATION

- NOTES:
1. REMOVAL OF EXISTING SIGN BASE, BACKFILLING, AND SEEDING/MULCHING SHALL ALL BE CONSIDERED INCIDENTAL TO SIGN REMOVAL.
 2. DIMENSIONS FROM TAXIWAY PAVEMENT EDGE INDICATE DISTANCE TO NEAREST EDGE OF SIGN. DIMENSIONS FROM RUNWAY CENTERLINE INDICATE DISTANCE TO CENTER OF SIGN.



REVISIONS		
NUMBER	BY	DATE
1	ASF	7/11/14

0 1 2
 THIS BAR IS EQUAL TO 2'
 AT FULL SCALE (34X22).
 PLOT 1

**MIDAMERICA ST. LOUIS AIRPORT
 ST. CLAIR COUNTY, ILLINOIS**

AIRFIELD LIGHTING IMPROVEMENTS

ONE MEMORIAL DRIVE, SUITE 500
 ST. LOUIS, MO 63102
 (314) 436-5500

CMT
 CRAWFORD, MURPHY & TILLY, INC.
 CONSULTING ENGINEERS

© Copyright CMT, Inc.
 PROFESSIONAL ENGINEERING - 184-00613

**IL PROJECT, BLV-4405
 AIP PROJECT, 3-17-SBGP-XX**

FILE: 17-19_SIGNAGE.dwg
 DESIGN BY: ASF
 DRAWN BY: ASF
 CHECKED BY: MJD/CET
 APPROVED BY: BWG
 DATE: JUNE 27, 2014
 JOB No: 13098-02

SIGNAGE PLAN 5

MATCHLINE STA 165+00 SEE SIGNAGE PLAN 5

CIRCUIT SYMBOL LEGEND

- REMOVE EXISTING CABLE. INSTALL NEW 1/2" #8 5 KV CABLE IN EXISTING CONDUIT
- REMOVE EXISTING CABLE. DO NOT DAMAGE DURING REMOVAL. REINSTALL CABLE IN EXISTING CONDUIT
- REMOVE EXISTING CABLE
- INSTALL NEW 1/2" #8 5 KV CABLE IN NEW OR EXISTING CONDUIT (SEE SIGNAGE PLANS FOR NEW CONDUIT LOCATIONS)

NOTES:

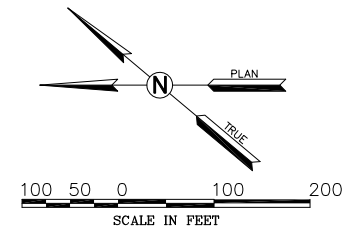
1. NUMBER OF SYMBOLS INDICATES NUMBER OF CABLES TO BE REMOVED AND/OR INSTALLED.
2. NEW CABLE SHALL BE MANUFACTURED WITH COLOR-CODED CABLE ACCORDING TO THE COLOR LEGEND.
3. ODD NUMBERED RUNWAY EDGE LIGHTS AND THRESHOLD LIGHTS ARE POWERED BY REL1, AND EVEN NUMBERED LIGHTS ARE POWERED BY REL2. THE CIRCUITING OF THE RUNWAY LIGHTS SHALL CONTINUE TO USE THIS PATTERN.
4. ALL BOLTS REMOVED FROM IN-PAVEMENT LIGHTS/CANS SHALL BE REPLACED WITH NEW STAINLESS STEEL BOLTS.

CIRCUIT IDENTIFICATION LEGEND

- REL1 RUNWAY EDGE LIGHTS #1
- REL2 RUNWAY EDGE LIGHTS #2
- RDR1 RUNWAY DISTANCE REMAINING SIGNS
- PAPI14L PAPI 14L
- PAPI32R PAPI 32R
- TAXKEDG TAXIWAY K EDGE LIGHTS
- TAXKSGN TAXIWAY K SIGNS
- TAXGEDG TAXIWAY G EDGE LIGHTS
- TAXGEDG-SAFB TAXIWAY G EDGE LIGHTS - SCOTT AIR FORCE BASE (POWERED BY SCOTT AIR FORCE BASE ELECTRICAL VAULT)

CIRCUIT COLOR LEGEND

- REL1 RED
- REL2 ORANGE
- PAPI14L PURPLE W/ WHITE
- PAPI32R PURPLE
- RDR1 BROWN
- TAXKEDG BLUE
- TAXKSGN YELLOW
- TAXGEDG RED W/ WHITE



REVISIONS		
NUMBER	BY	DATE
1	ASF	7/11/14

**MIDAMERICA ST. LOUIS AIRPORT
ST. CLAIR COUNTY, ILLINOIS**

AIRFIELD LIGHTING IMPROVEMENTS

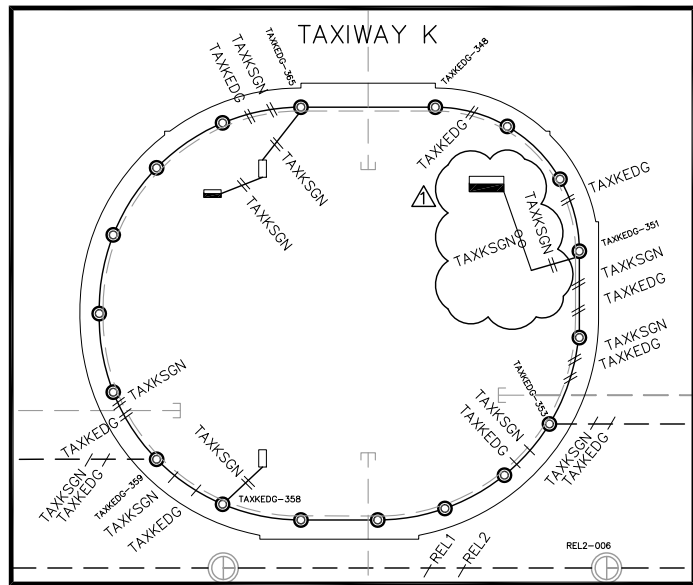
ONE MEMORIAL DRIVE, SUITE 500
ST. LOUIS, MO 63102
(314) 436-5500

GMT
CRAWFORD, MURPHY & TILLY, INC.
CONSULTING ENGINEERS

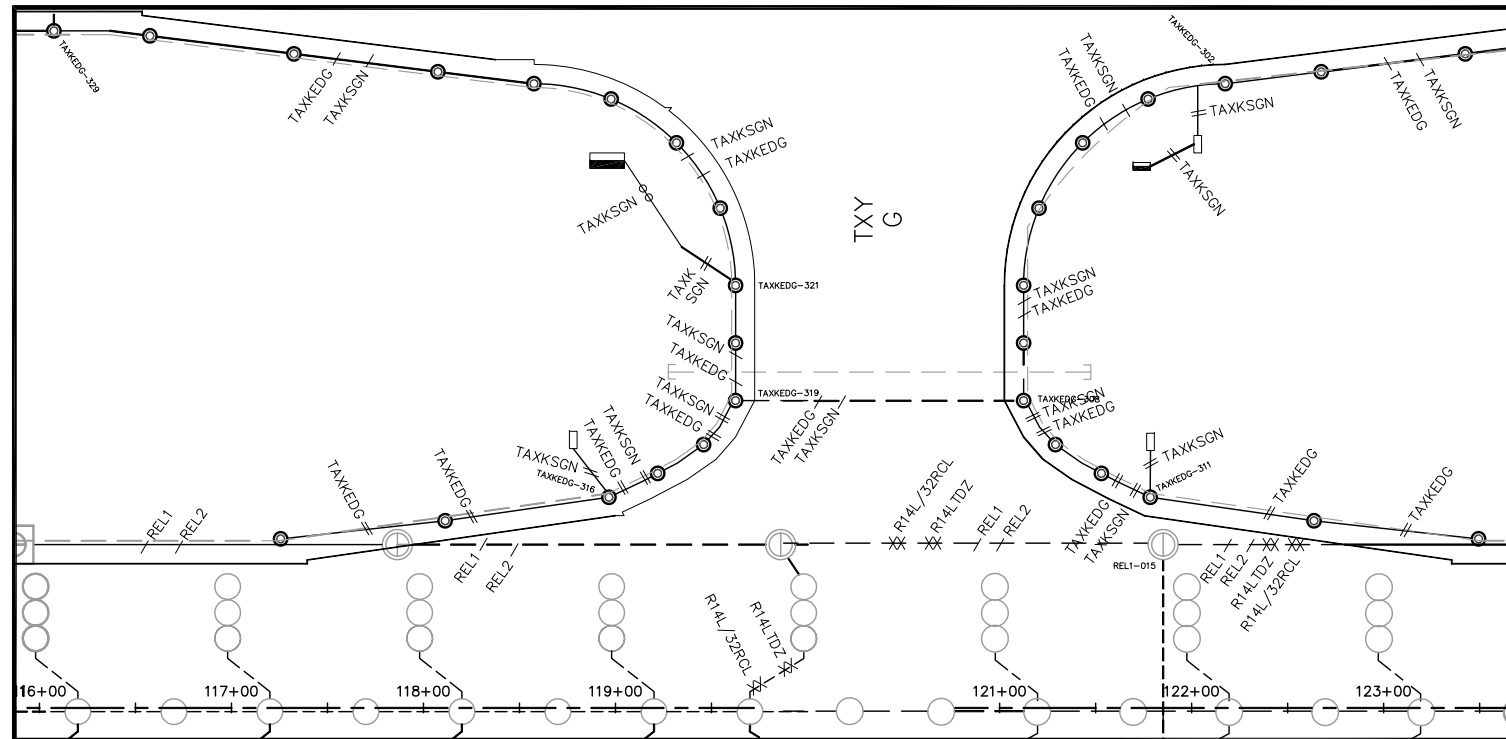
© Copyright GMT, Inc.
PROFESSIONAL ENGINEERING - 184-00613

**IL PROJECT, BLV-4405
AIP PROJECT, 3-17-SBGP-XX**

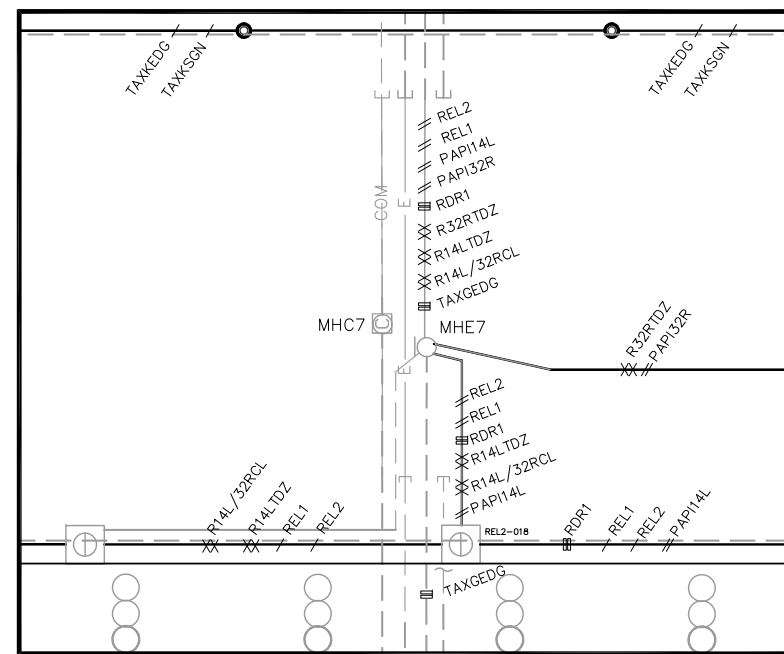
FILE: 20-23_CIRCUIT.dwg
DESIGN BY: ASF
DRAWN BY: ASF
CHECKED BY: MJD/CET
APPROVED BY: BWG
DATE: JUNE 27, 2014
JOB No: 13098-02



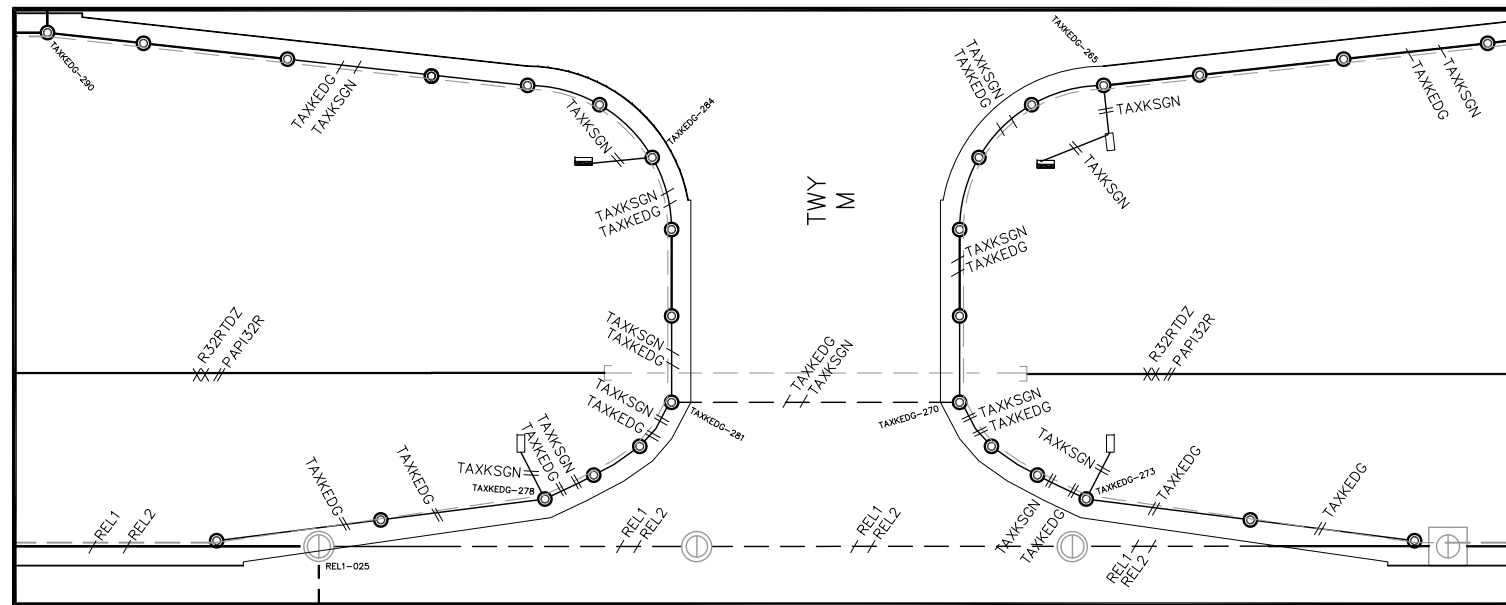
DETAIL 1 - TAXIWAY K AT 14L, TWY L



DETAIL 2 - TAXIWAY G



DETAIL 3 - INFIELD AREA



DETAIL 4 - TAXIWAY M