


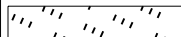




O:\OwrProj\mpl\Projects\CrystalCreek IIB\Plan Sheets\46 Erosion Control6.dgn

8:55:55 AM

7/5/2013

Designed By TMM Checked By RJM  
Drawn By RJM Checked By RLP

**LEGEND**

	SEEDING, MULCHING AND FERTILIZING
	SEEDING, CLASS 4A WITH MULCH METHOD 3
	TEMPORARY DITCH CHECK
	PERIMETER EROSION BARRIER
	INLET AND PIPE PROTECTION
	INLET FILTER