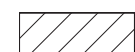
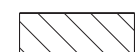



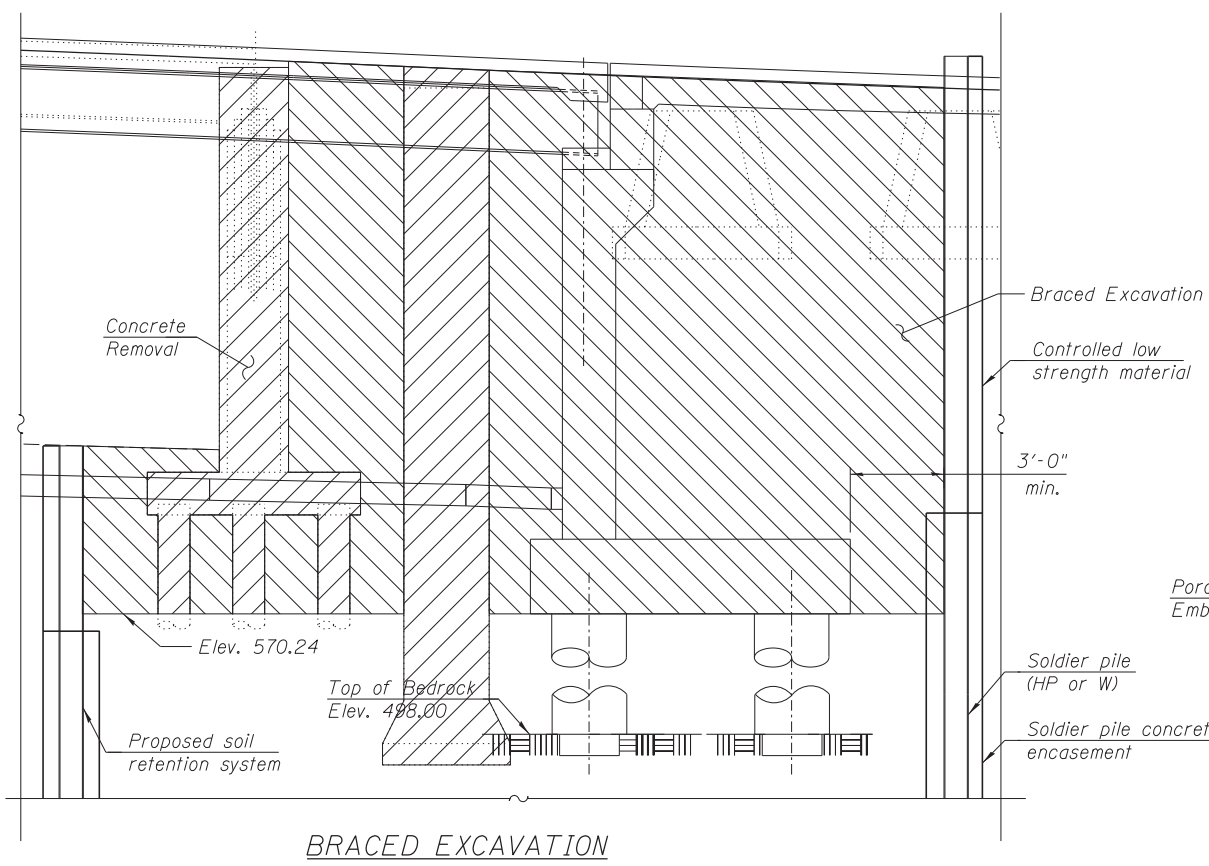
FOOTING LAYOUT

NOTES:

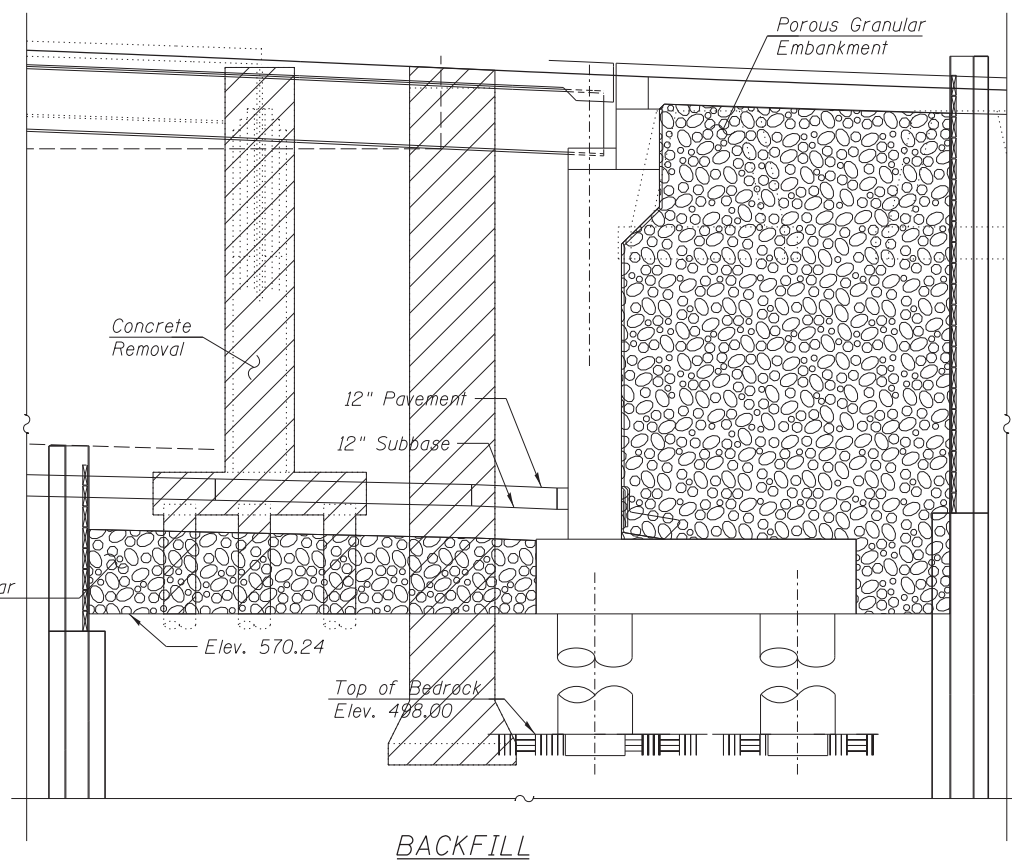
1. Contractor to drill through any interference with existing subpiers. Cost included with Drilled Shaft in Soil.
2. Reinforcement bars designated (E) shall be epoxy coated.
3. Bars noted thus 3x2-#5 indicates 3 lines of bars with 2 bars per line.
4. Driving piles and temporary sheet piling are not allowed.
5. For Bill of Materials, see Sheet S1-34.
6. For existing pile removal details see Sheet S1-08.
7. Space footing reinforcement to miss extended drilled shaft reinforcement.

LEGEND:

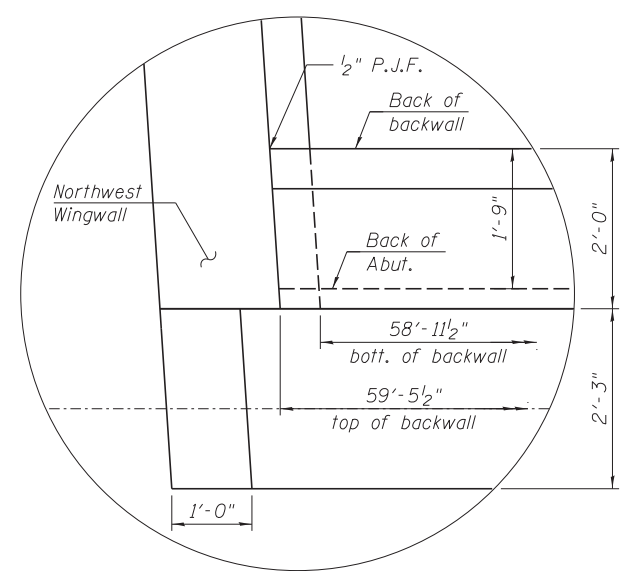
-  Concrete Removal
-  Braced Excavation
-  Porous Granular Embankment



BRACED EXCAVATION



BACKFILL



DETAIL A

FILE PATH = C:\Users\will.mardous\OneDrive\Documents\0161709-60W25-S33-Nor-thAbut2.dgn

HBM
ENGINEERING GROUP, LLC.
CONSULTING & DESIGN
INSPECTION & RATING
RESEARCH & TESTING

4415 WEST HARRISON ST.
SUITE 231
HILLSIDE, IL 60162
PHONE: (708) 236-0900
FAX: (708) 236-0901

0161709-60W25-S33-Nor-thAbut2.dgn
USER NAME = will.mardous
PLOT SCALE = 3:0.0000 '1' / in.
PLOT DATE = 6/14/2013

DESIGNED - MI, MAF
DRAWN - LAB, MAF
CHECKED - MAI, MI, WM
DATE - 6/17/2013

REVISED -
REVISED -
REVISED -
REVISED -

**STATE OF ILLINOIS
DEPARTMENT OF TRANSPORTATION**

**NORTH ABUTMENT FOOTING PLAN AND SECTIONS
STRUCTURE NO. 016-1709**

SCALE: SHEET S1-33 OF 51 SHEETS STA. TO STA.

F.A.I. RTE.	SECTION	COUNTY	TOTAL SHEETS	SHEET NO.
90/94/290	2013-007R	COOK	317	177
CONTRACT NO. 60W25			ILLINOIS FED. AID PROJECT	