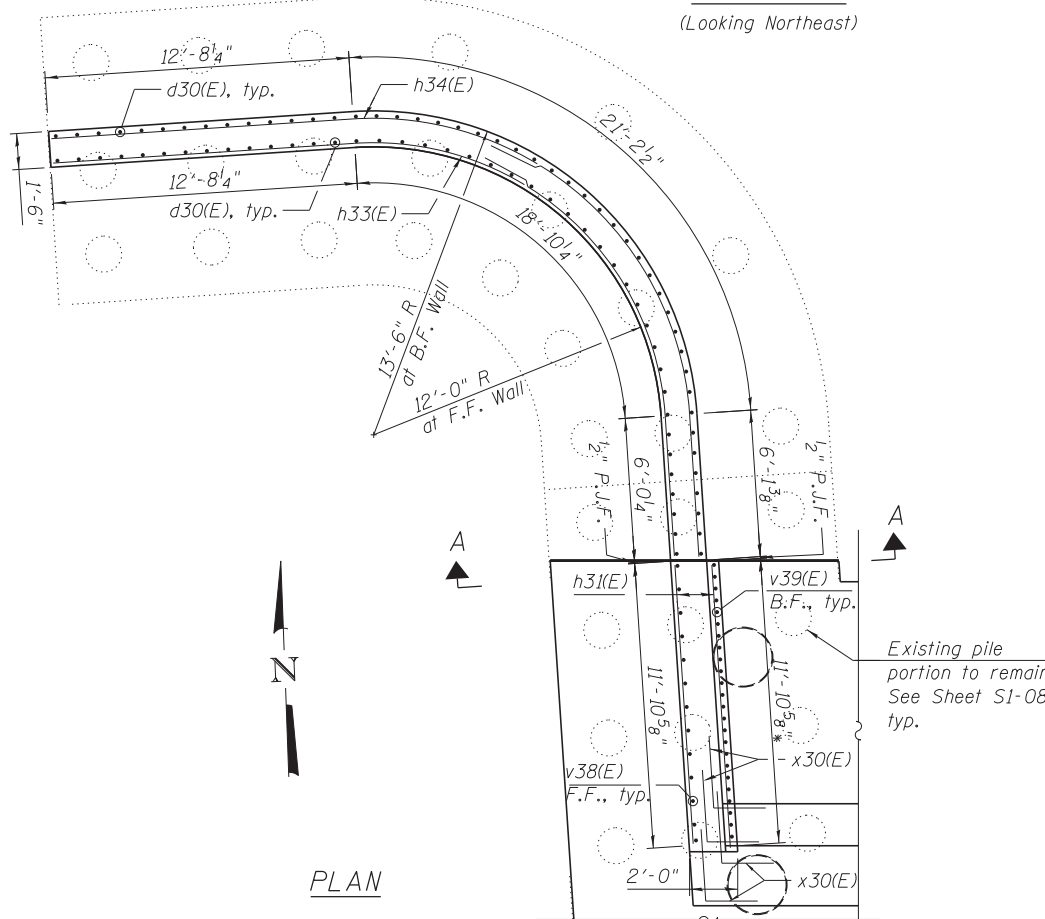
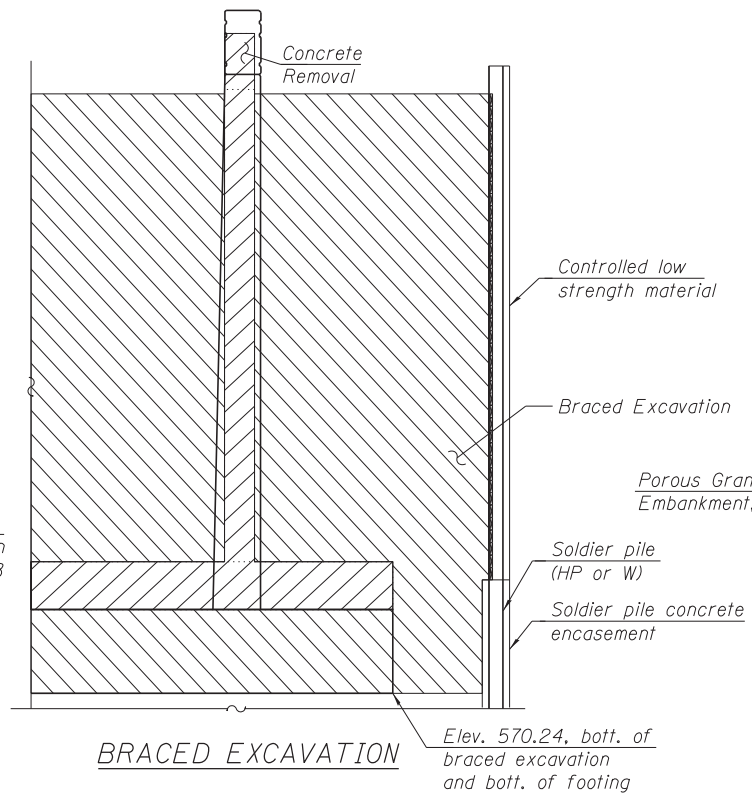


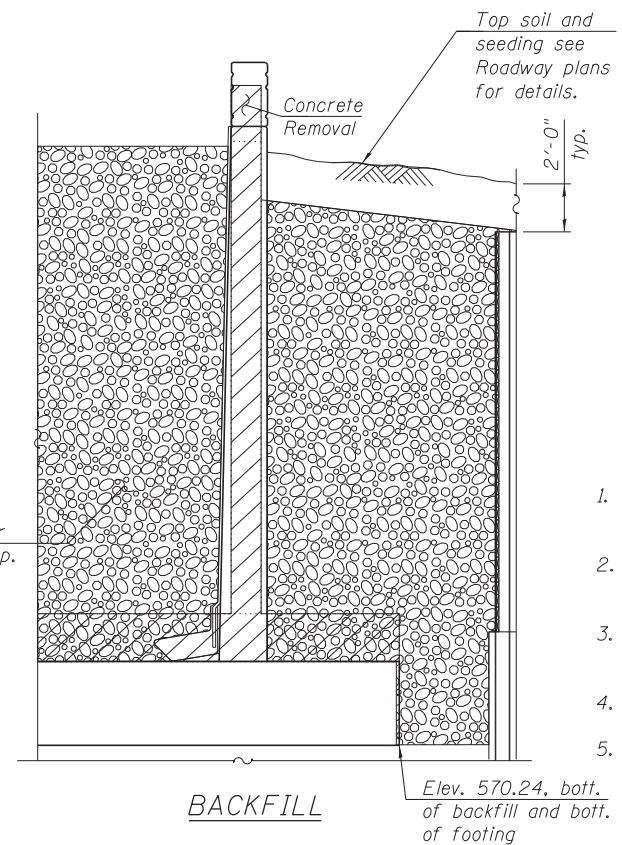
ELEVATION
(Looking Northeast)



PLAN



BRACED EXCAVATION



BACKFILL

- LEGEND:**
- Concrete Removal
 - Braced Excavation
 - Porous Granular Embankment
- NOTES:**
1. Reinforcement bars designated (E) shall be epoxy coated.
 2. Bars noted thus 3x2-#5 indicates 3 lines of bars with 2 bars per line.
 3. Driving piles and temporary sheet piling is not allowed.
 4. For Bill of Materials, see Sheet S1-34.
 5. Concrete required for parapet shall be included with concrete superstructure.

* Bend to fit in field
** Cut to fit in field

FILE PATH = C:\Users\willmar.douss\Desktop\Mapgen\0161709-60W25-S35-Nor-AbutWW.dgn

HBM
ENGINEERING GROUP, LLC.
CONSULTING & DESIGN
INSPECTION & RATING
RESEARCH & TESTING

4415 WEST HARRISON ST.
SUITE 231
HILLSIDE, IL 60162
PHONE: (708) 236-0900
FAX: (708) 236-0901

0161709-60W25-S35-Nor-AbutWW.dgn	DESIGNED - MI, MAF	REVISED -
USER NAME = willmar.douss	DRAWN - LAB, MAF	REVISED -
PLOT SCALE = 4:0.0000 '1' = 1"	CHECKED - MAI, MI, WM	REVISED -
PLOT DATE = 6/14/2013	DATE - 6/17/2013	REVISED -

STATE OF ILLINOIS
DEPARTMENT OF TRANSPORTATION

NORTH ABUTMENT WINGWALLS
STRUCTURE NO. 016-1709

SCALE: SHEET S1-35 OF 51 SHEETS STA. TO STA.

F.A.I. R.E.	SECTION	COUNTY	TOTAL SHEETS	SHEET NO.
90/94/290	2013-007R	COOK	317	179
CONTRACT NO. 60W25				
ILLINOIS FED. AID PROJECT				