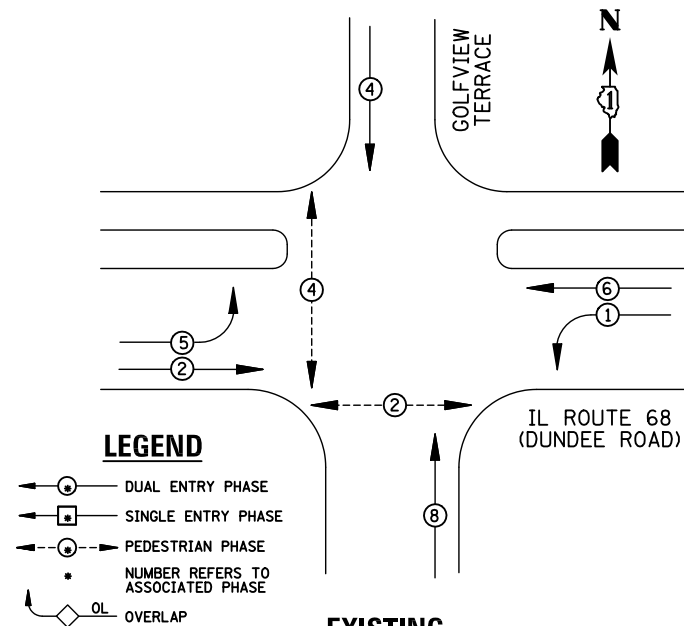
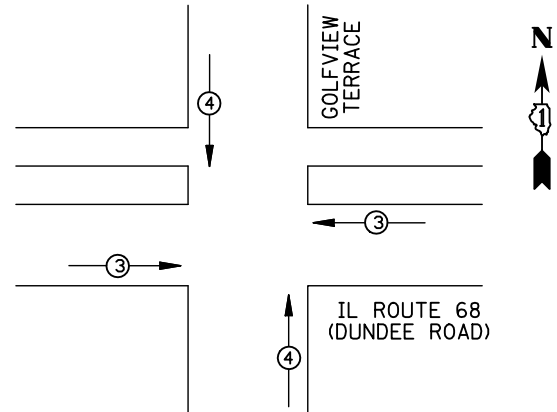


EXISTING CONTROLLER SEQUENCE

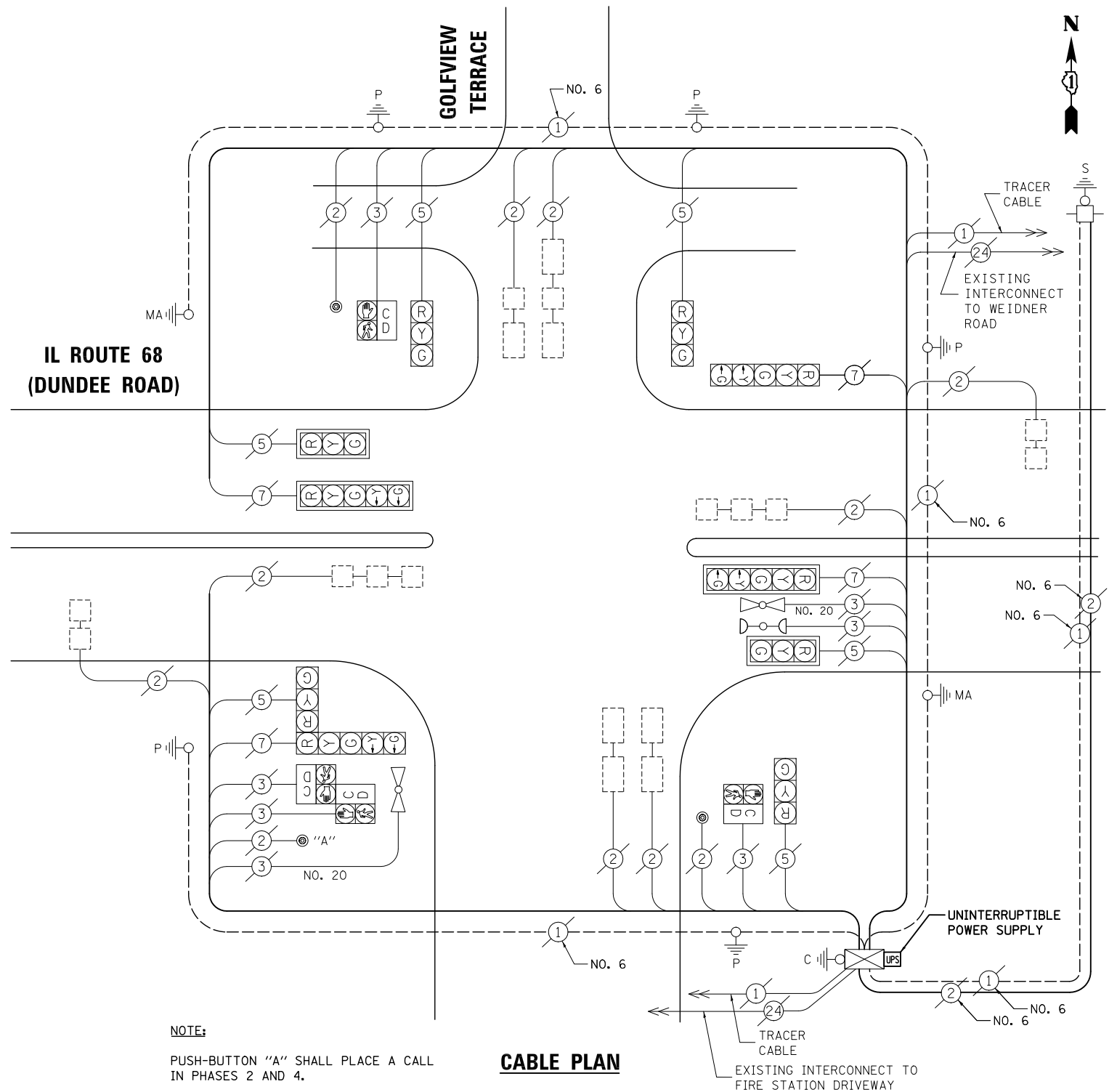


EXISTING PHASE DESIGNATION DIAGRAM



EMERGENCY VEHICLE PREEMPTORS			
EMERGENCY VEHICLE PREEMPTOR	3	4	
MOVEMENT	← →	↑ ↓	

EXISTING EMERGENCY VEHICLE PREEMPTION SEQUENCE



SCHEDULE OF QUANTITIES

ITEM	UNIT	QUANTITY
MAINTENANCE OF EXISTING TRAFFIC SIGNAL INSTALLATION	EACH	1
MODIFY EXISTING CONTROLLER CABINET	EACH	1
UNINTERRUPTABLE POWER SUPPLY, SPECIAL	EACH	1

I.D.O.T. TRAFFIC SIGNAL INSTALLATION ELECTRICAL SERVICE REQUIREMENTS						TOTAL WATTAGE
TYPE	NO. LAMPS	WATTAGE		%OPERATION		
		INCAND.	LED			
SIGNAL (RED)	10	135	17	0.50		85
(YELLOW)	10	135	25	0.25		62.5
(GREEN)	10	135	15	0.25		37.5
ARROW	8	135	12	0.10		9.6
PED. SIGNAL	4	90	25	1.00		100
CONTROLLER	1	100	100	1.00		100
ILLUM. SIGN		84		0.05		
FLASHER		135	25	0.50		
ENERGY COSTS TO: ILLINOIS DEPARTMENT OF TRANSPORTATION 201 WEST CENTER COURT SCHAUMBURG, IL 60196-1096						TOTAL = 394.6
ENERGY SUPPLY	CONTACT: X					
	PHONE: X					
	COMPANY: X					
FILE NAME = \MICROST\352106\ 04-3155.DGN	USER NAME = JGC	DESIGNED - BPT	REVISED -			
		DRAWN - JGC/RDS	REVISED -			
	PLOT SCALE = NOT TO SCALE	CHECKED - BPT	REVISED -			
	PLOT DATE = X	DATE - 04-26-13	REVISED -			

STATE OF ILLINOIS
DEPARTMENT OF TRANSPORTATION

**SCHEDULE OF QUANTITIES, CABLE PLAN,
PHASE DESIGNATION DIAGRAM AND EMERGENCY VEHICLE PREEMPTION
IL ROUTE 68 (DUNDEE ROAD) AT GOLFVIEW TERRACE**

SCALE: N.T.S. SHEET NO. OF SHEETS STA. TO STA.

NOTE:
THE TRAFFIC SIGNAL CONTROL EQUIPMENT FOR THIS PROJECT SHALL BE "ECONOLITE" TO MATCH THE EXISTING ADJACENT SYSTEM.

PREPARED BY:
CEMCON, Ltd.
Consulting Engineers, Land Surveyors & Planners
2280 White Oak Circle, Suite 100
Aurora, Illinois 60504-9675
Ph: 630.862.2100 Fax: 630.862.2199
E-Mail: cadd@cemcon.com Website: www.cemcon.com

F.A.P. RTE.	SECTION	COUNTY	TOTAL SHEETS	SHEET NO.
VAR.	2013-006TS	COOK	62	18
			CONTRACT NO. 60W37	
FED. ROAD DIST. NO. ILLINOIS FED. AID PROJECT				

TS# 3155
BUFFALO GROVE