

SCHEDULE OF QUANTITIES
IL 68 (DUNDEE RD) AT BARRINGTON ROAD

NO.	QUANT.	UNIT	DESCRIPTION
1.	1	EACH	MAINTENANCE OF EXISTING TRAFFIC SIGNAL INSTALLATION
2.	3	EACH	TRAFFIC SIGNAL POST, GALVANIZED STEEL 16 FT.
3.	4	EACH	SIGNAL HEAD, LED, 1-FACE, 5-SECTION, MAST-ARM MOUNTED
4.	4	EACH	SIGNAL HEAD, LED, 2-FACE, 1-3 SECTION, 1-5 SECTION, BRACKET MOUNTED
5.	4	EACH	TRAFFIC SIGNAL BACKPLATE, LOUVERED, ALUMINUM
6.	1	EACH	MODIFY EXISTING CONTROLLER CABINET
7.	1	EACH	REMOVE EXISTING TRAFFIC SIGNAL EQUIPMENT
8.	1	EACH	UNINTERRUPTIBLE POWER SUPPLY, SPECIAL

NOTE:
THE EXISTING CONTROLLER IS AN ECONOLITE ASC/2-2100 IN A TYPE IV CABINET.

CONSTRUCTION NOTE:
① REMOVE EXISTING SIGNAL HEADS AND REPLACE EXISTING 16 FOOT PAINTED POST. INSTALL NEW SIGNAL HEADS ON NEW 16 FOOT GALVANIZED STEEL POST. REUSE EXISTING TYPE "A" CONCRETE FOUNDATION AND EXISTING CABLES.

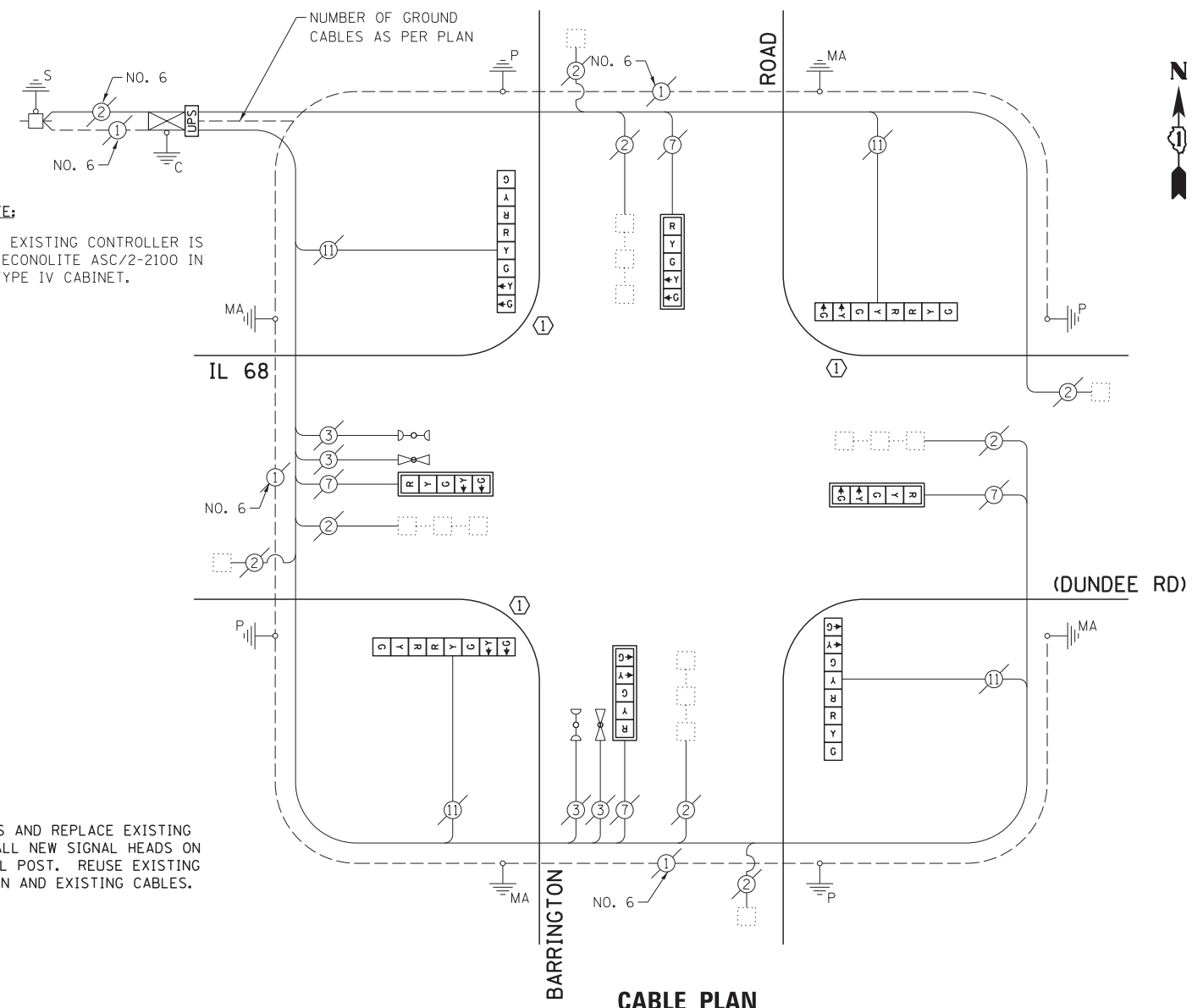
THE FOLLOWING ITEMS SHALL BE REMOVED BY THE CONTRACTOR AND SHALL BE DISPOSED OF BY THEM OUTSIDE THE RIGHT-OF-WAY AT THEIR EXPENSE. THE SALVAGE VALUE OF THE REMOVED EQUIPMENT SHALL BE REFLECTED IN THE CONTRACT BID PRICE.

- 4 EACH TRAFFIC SIGNAL HEAD, 1-FACE, 5-SECTION
- 4 EACH TRAFFIC SIGNAL HEAD, 2-FACE, 1-3 SECTION, 1-5 SECTION
- 4 EACH TRAFFIC SIGNAL BACKPLATE
- 3 EACH TRAFFIC SIGNAL POST

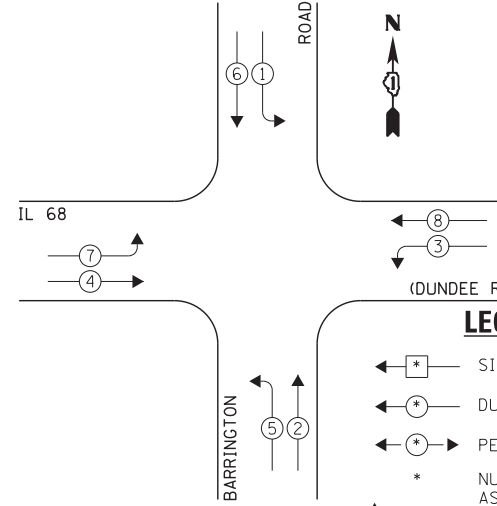
I.D.O.T. TRAFFIC SIGNAL INSTALLATION ELECTRICAL SERVICE REQUIREMENTS					TOTAL WATTAGE
TYPE	NO. LAMPS	INCAND.	L.E.D.	OPERATION	
SIGNAL (RED)	12	135	17	0.50	102.0
SIGNAL (YELLOW)	12	135	25	0.25	75.0
SIGNAL (GREEN)	12	135	15	0.25	45.0
ARROW	16	135	12	0.10	19.2
PED. SIGNAL	-	90	25	1.00	-
CONTROLLER	1	-	100	1.00	100.0
LUMINAIRE	-	-	250	0.50	-
L.E.D. ST. NAME SIGN	-	-	64	0.50	-
VIDEO SYSTEM	-	-	150	1.00	-
BATTERY BACKUP	1	-	25	1.00	25.0
ILLUMINATED SIGN	-	-	25	0.05	-
TOTAL =					366.2

ENERGY COSTS - BILLED TO: IL DEPT. OF TRANSPORTATION
(ADDRESS) 201 W. CENTER COURT
(ADDRESS) SCHAUMBURG, IL 60196-1096
ENERGY SUPPLY - CONTACT: DAVE SCHACHT
PHONE: 630-437-2129
COMPANY: COMED - OAKBROOK TERRACE

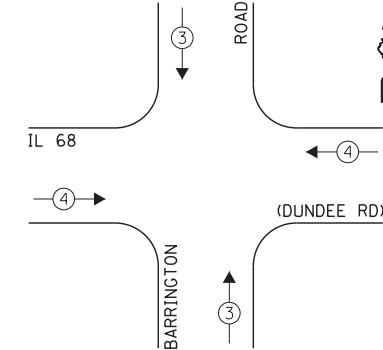
THE TRAFFIC SIGNAL CONTROL EQUIPMENT FOR THIS PROJECT SHALL BE "ECONOLITE" TO MATCH THE EXISTING ADJACENT SYSTEM.



EXISTING CONTROLLER SEQUENCE



EXISTING EMERGENCY VEHICLE PREEMPTION SEQUENCE

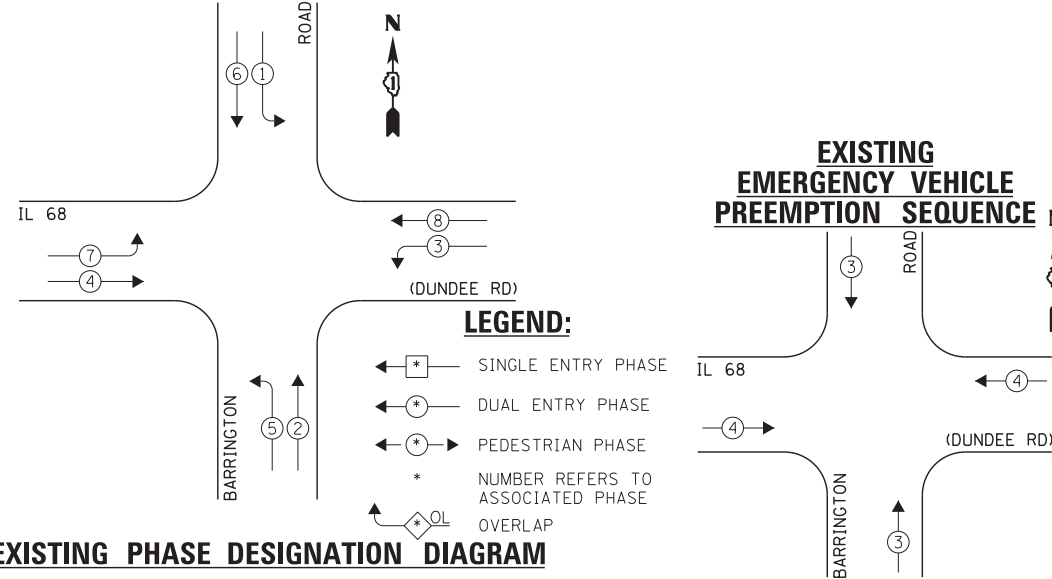


LEGEND:

- ← * → SINGLE ENTRY PHASE
- ← * → DUAL ENTRY PHASE
- ← * → PEDESTRIAN PHASE
- * NUMBER REFERS TO ASSOCIATED PHASE
- ← * → OL OVERLAP

EXISTING EMERGENCY VEHICLE PREEMPTORS		
EMERGENCY VEHICLE PREEMPTOR	3	4
MOVEMENT	↑ ↓	← →

EXISTING PHASE DESIGNATION DIAGRAM



FILE NAME = D160W38-020.dgn	USER NAME = gwhitten	DESIGNED - JRD	REVISED -
Default	PLOT SCALE = 1:20	DRAWN - GW3	REVISED -
	PLOT DATE = 5/7/2013	CHECKED - KLB	REVISED -
		DATE - 05/10/13	REVISED -

STATE OF ILLINOIS
DEPARTMENT OF TRANSPORTATION

SCHEDULE OF QUANTITIES, CABLE PLAN, PHASE DESIGNATION DIAGRAM, & EMERGENCY VEHICLE PREEMPTION SEQUENCE
IL 68 (DUNDEE RD) AT BARRINGTON ROAD

SCALE: SHEET OF SHEETS STA. TO STA.

F.A. RTE.	SECTION	COUNTY	TOTAL SHEETS	SHEET NO.
VAR	2013-007 TS	COOK	62	20
			CONTRACT NO. 60W38	
ILLINOIS FED. AID PROJECT				