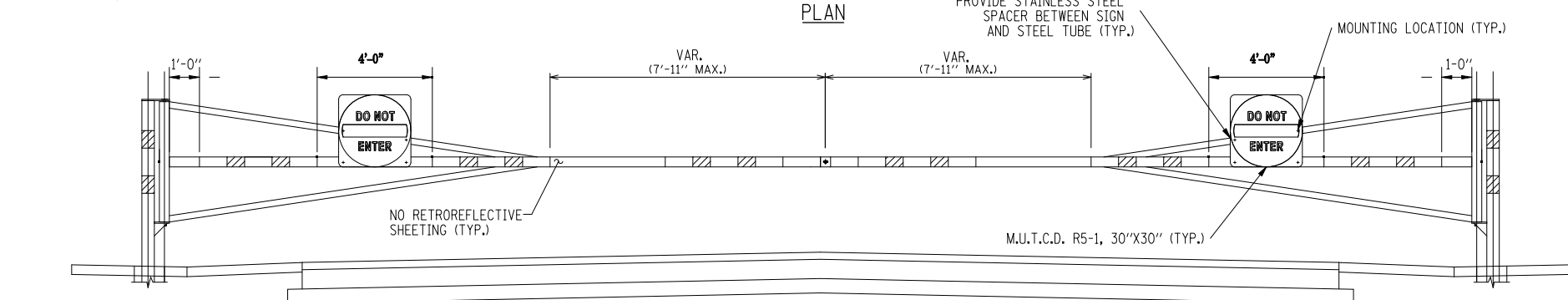
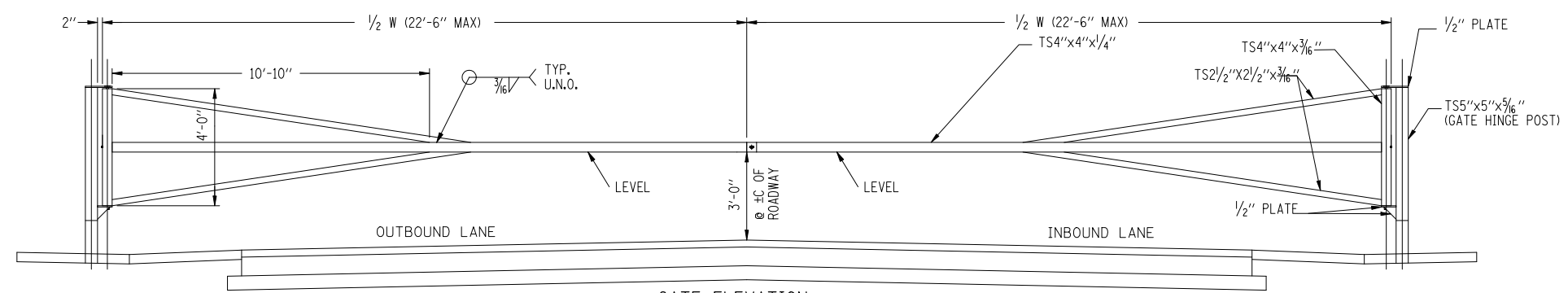


GENERAL NOTES

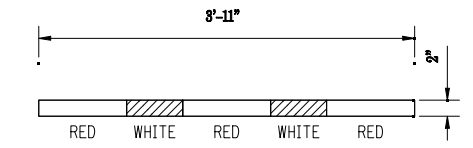
1. THE ENTRANCE GATE SHALL BE PAINTED WITH ONE PRIMER COAT AND TWO FINISH COATS. THE PRIMER SHALL BE AN ORGANIC, ZINC RICH, RUST INHIBITING PRIMER. THE FINISH COATS SHALL BE A MINERAL SPIRIT REDUCED FINISHED COAT INTENDED FOR EXTERIOR APPLICATIONS. THE COLOR SHALL MATCH EXISTING FACILITIES. CONTRACTOR SHALL SUBMIT PAINT CHIPS OF FINAL COLOR FOR APPROVAL. ALL EDGES OF HOLES SHALL BE PRIMED AND PAINTED PRIOR TO INSTALLING THE BOLTS.
2. ALL TUBE MEMBERS (TS) SHALL BE COLD FORMED WELDED STRUCTURAL STEEL CONFORMING TO THE LATEST ASTM A500 GRADE B (46 KSI).
3. STRUCTURAL STEEL SHALL CONFORM TO THE LATEST ASTM A36.
4. ALL WELDS SHALL BE IN ACCORDANCE WITH AWS D1.1 USING E70 ELECTRODES.
5. HOLES IN THE STRUCTURAL STEEL AND TUBE MEMBERS SHALL BE 1/16 IN. MAXIMUM LARGER THAN THE BOLT, UNLESS NOTED OTHERWISE.
6. HINGE PIN HOLES IN THE STRUCTURAL STEEL AND TUBE MEMBERS SHALL BE 1/32 IN. MAXIMUM LARGER THAN THE PIN, UNLESS NOTED OTHERWISE.
7. GATE LOCK POST SHALL BE ERECTED AFTER THE GATE IN ORDER TO ACCOUNT FOR THE DEAD LOAD DEFLECTION OF THE GATE AND TO CORRECTLY LOCATE THE HOLE AND PIN ALIGNMENT.
8. ALL HORIZONTAL AND DIAGONAL MEMBERS SHALL HAVE A 1/2" DIAMETER VENT HOLE DRILLED UNDERNEATH THE MEMBERS AT EACH END.
9. ALL EXPOSED CORNERS OF PLATES SHALL HAVE A 1/4" RADIUS UNLESS NOTED OTHERWISE.
10. ALL CONCRETE SHALL BE CLASS SI AND SHALL HAVE A MINIMUM 14-DAY COMPRESSIVE STRENGTH OF 3500 PSI. ALL FOUNDATIONS SHALL BE DRILLED, INSPECTED, AND APPROVED BY THE OWNER'S REPRESENTATIVE PRIOR TO PLACEMENT OF CONCRETE. THE SOIL WAS ASSUMED TO BE A BLACK SLAG OR A LOOSE SAND AND GRAVEL.
11. CONTRACTOR SHALL PROVIDE A 7-YEAR WARRANTY ON THE RETROREFLECTIVE SHEETING.
12. CONTRACTOR SHALL LAYOUT LOCK POSTS AND HINGE POSTS FOR LOCATION APPROVAL BY ENGINEER PRIOR TO FABRICATION.
13. ALL EXPOSED EDGES SHALL BE GROUND SMOOTH.
14. ALL STEEL SHALL BE BLAST CLEANED PER SSPC-SP6 COMMERCIAL BLAST CLEANING PRIOR TO APPLICATION OF PRIMER COAT.
15. SIGNS SHALL BE THRU-BOLTED TO THE GATE AT THE LOCATIONS INDICATED ON THE PLAN WITH STAINLESS STEEL BOLTS. THE HOLES FOR THE BOLTS SHALL BE DRILLED.



RETROREFLECTIVE SHEETING ELEVATION
(FRONT & REAR VIEW)



GATE ELEVATION
(RETROREFLECTIVE SHEETING NOT SHOWN FOR CLARITY)



TYPICAL RETROREFLECTIVE SHEETING DETAIL

LAST SAVED = 5/23/2013
 PEN TABLE = 10/14/13
 PLOT DRIVER = TR-18pdf-Block-Half.plt

FILE NAME =	USER NAME = jepettibone	DESIGNED -	REVISED -
1:\06103\cad\1\plans\029.D672789-Sht-Details-Misc.dgn		DRAWN -	REVISED -
PLOT SCALE = 100.0000' / IN.		CHECKED -	REVISED -
PLOT DATE = 5/23/2013 10:41:05 AM		DATE -	REVISED -

STATE OF ILLINOIS
DEPARTMENT OF TRANSPORTATION

MISCELLANEOUS DETAILS
 ACCESS GATE DETAILS

SCALE: NONE SHEET NO. 6 OF 8 SHEETS STA. TO STA.

F.A.U. RTE.	SECTION	COUNTY	TOTAL SHEETS	SHEET NO.
7706	23(B-1)	LOGAN	179	142
BUS. LOOP 55 OVER SALT CREEK			CONTRACT NO. 72789	
FED. ROAD DIST. NO.		ILLINOIS FED. AID PROJECT		