F.A.P. RTE.	SECTION	COUNTY	TOTAL SHEETS	SHEET NO.
335	119R-2	LAKE	439	295
STA. 432+83.12		TO STA. 470+56.84		
FED. ROAD DIST. NO.	ILLINOIS	FED. AID PROJECT		

60B01

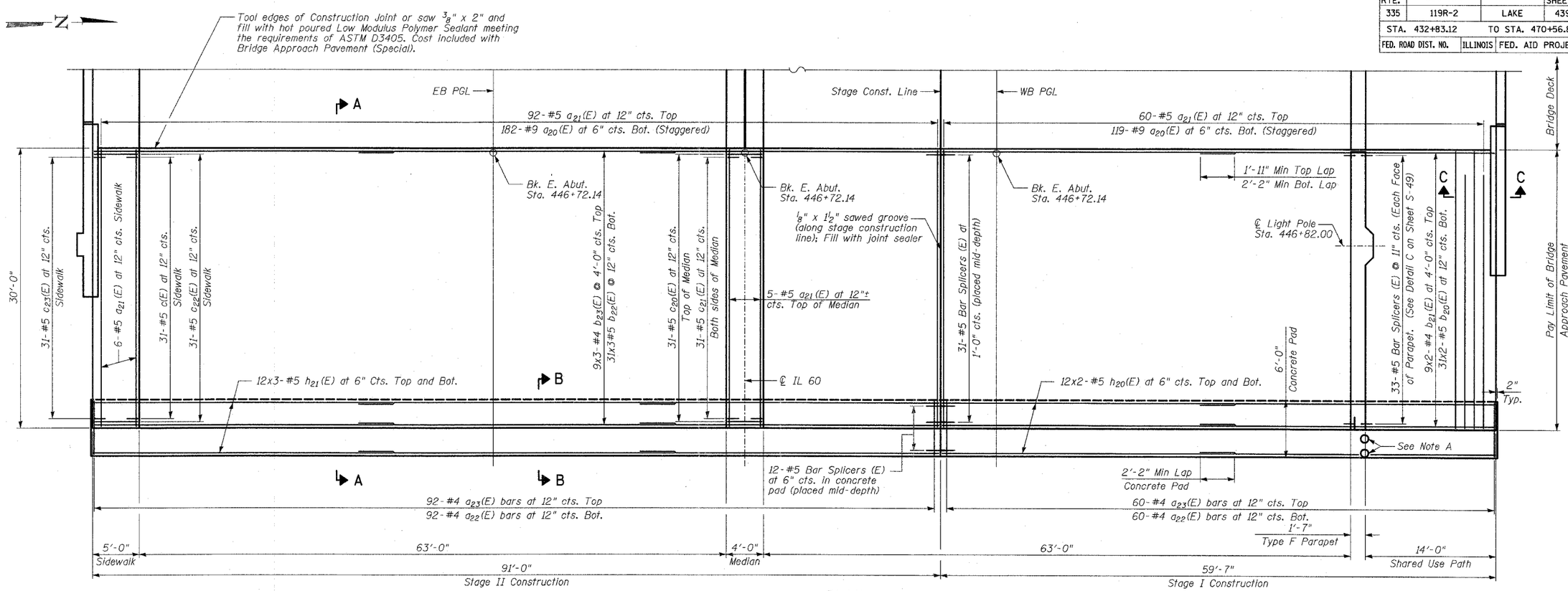

PLAN

Note A: Provide 10" diameter blockouts in concrete pad for guradrail post installation. Contractor shall verify location. Cut longitudinal reinforcement bars as necessary.

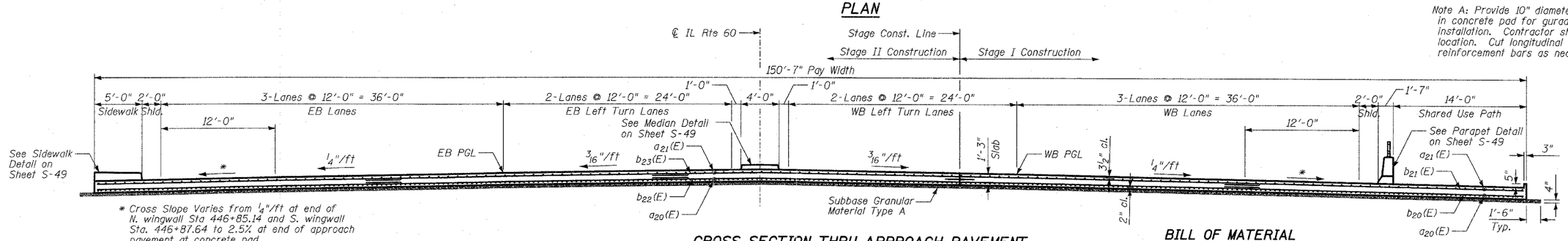

* Cross Slope Varies from 1/4"/ft at end of N. wingwall Sta 446+85.14 and S. wingwall Sta. 446+87.64 to 2.5% at end of approach pavement at concrete pad.

CROSS SECTION THRU APPROACH PAVEMENT

(Looking West)

BILL OF MATERIAL

ITEM	UNIT	TOTAL
Bridge Approach Pavement, (Special)	SQ YD	502

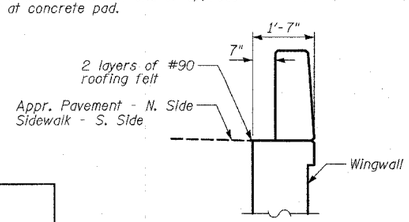

SECTION C-C

NOTES:

1. With the approval of the Engineer, the contractor will be permitted to reduce the paving widths by substituting a Longitudinal Construction Joint with tie bars, as shown in Standard 420401, in lieu of the Specified Sawed Longitudinal Joint.
2. The Contractor shall provide the details shown in Detail B at the ℄ on IL Rte. 60 and at a lane edge if pavement is poured two or more lanes at a time.
3. Bars indicated thus 31x2-#5 indicates 31 lines of bars with 2 lengths per line.
4. The cost of tie bars, expansion joint, preformed joint seal, polyethylene bond breaker, reinforcement bars, sidewalk, median, the concrete pad (including reinforcement), 4" granular subbase and excavation shall be included in the cost of Bridge Approach Pavement (Special).
5. See Sheet S-49 for Sections A-A and B-B.

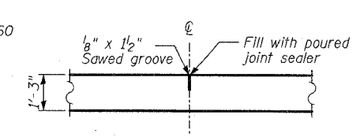

DETAIL B

(Reinforcement Not Shown)

SHEET S-48 OF S-53

REVISIONS	
NAME	DATE

ILLINOIS DEPARTMENT OF TRANSPORTATION

EAST APPROACH PAVEMENT LAYOUT

ILLINOIS 60 OVER I-94
F.A.P. RTE. 335 SECTION 119R-2
LAKE COUNTY STA. 445+54.14
S.N. 049-2012 ISTHA BRIDGE NO. 407

SCALE:
DATE: MAY 8, 2007
DESIGNED BY: PL
DRAWN BY: PL
CHECKED BY: SP

TY·LIN INTERNATIONAL

p:\60245811\60\structur\final\L60BRappr.DGN

05/03/2007 04:31:25 PM