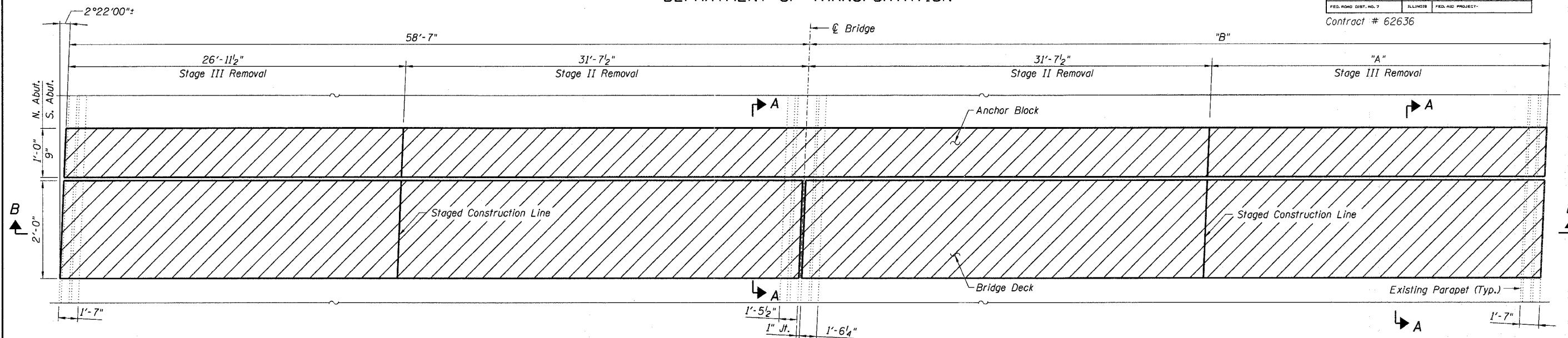


STATE OF ILLINOIS  
DEPARTMENT OF TRANSPORTATION

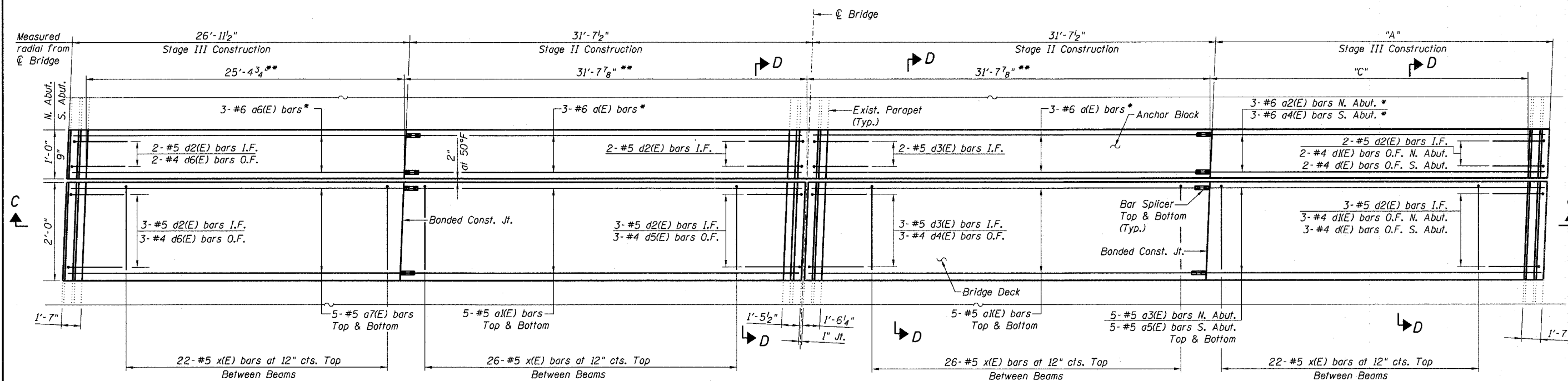
| ROUTE NO.                | SECTION        | COUNTY           | SHEET NO. | TOTAL SHEETS |
|--------------------------|----------------|------------------|-----------|--------------|
| F.A.I. 94/<br>F.A.P. 346 | 2003-071<br>RS | COOK             | 91        | 83           |
| FED. ROAD DIST. NO. 7    | ILLINOIS       | FED. AID PROJECT |           |              |

Contract # 62636



**REMOVAL PLAN AT N. ABUT.**

S. Abut. similar by rotation



**PROPOSED PLAN AT N. ABUT.**

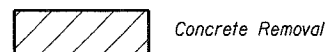
S. Abut. similar by rotation

\* Located as shown in Sections on Sheet No. 84.  
\*\* Measured along face of abutment backwall.

**NOTES**

- All Reinforcement Bars are to be spaced equally unless otherwise noted.
- Work this sheet with Sheet No. 84.
- Reinforcement bars designated (E) shall be epoxy coated.
- O.F. denotes Outside Face; I.F. denotes Inside Face.
- Dimensions are based on a Rolled Rail Strip Seal Joint.
- If the Contractor elects to use the Welded Rail Strip Seal Joint, deck dimensions may require adjustments to satisfy the details on Sheet No. 86.
- For Bill of Material and bar details see Sheet No. 85.
- Stage I does not include any bridge work.

**LEGEND**



**DIMENSIONS TABLE**

|   | N. Abut. | S. Abut. |
|---|----------|----------|
| A | 28'-3"   | 29'-7"   |
| B | 59'-10½" | 61'-2½"  |
| C | 26'-8¼"  | 28'-2¼"  |

**EXPANSION JOINT REMOVAL  
AND REPLACEMENT PLAN  
F.A.I. 94/ (EDENS EXPRESSWAY)  
OVER SKOKIE RIVER  
COOK COUNTY  
STATION 394+08.55  
STRUCTURE NO. 016-0102**

|            |         |
|------------|---------|
| DESIGNED - | KMS/DWH |
| CHECKED -  | JSD     |
| DRAWN -    | EF      |
| CHECKED -  | DWH/JSD |

**LOCHNER**  
H.W. LOCHNER, INC., CHICAGO, ILLINOIS

I:\2298\struct\dgn\0102EXP00.dgn