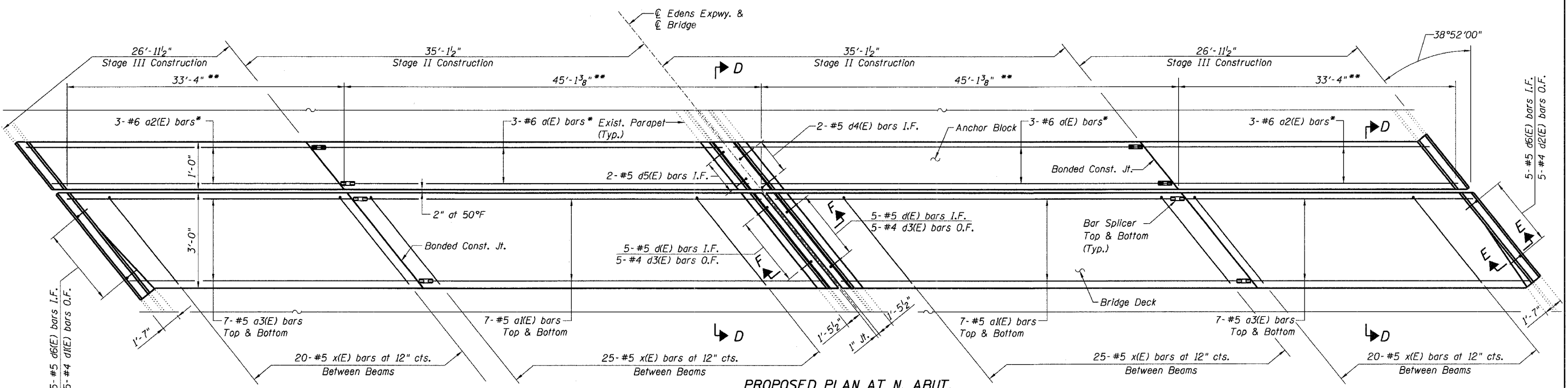
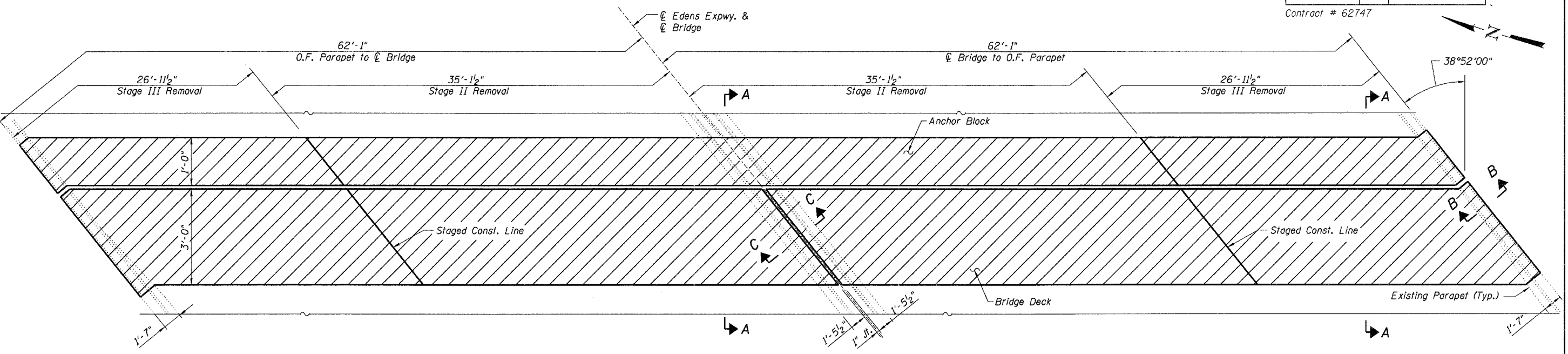


STATE OF ILLINOIS
DEPARTMENT OF TRANSPORTATION

| ROUTE NO. | SECTION | COUNTY | DATE | SHEET |
|-----------------------|----------------|----------|------------------|-------|
| F.A.I. 94 | 2006-043 RS | COOK | 135 | 101 |
| FED. ROAD DIST. NO. 7 | | ILLINOIS | FED. AID PROJECT | |

Contract # 62747

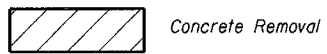


* Located as shown in Sections on Sheet No. 102.
** Measured along face of backwall.

NOTES

- All Reinforcement Bars are to be spaced evenly unless otherwise noted.
- Work this sheet with Sheet No. 102.
- Reinforcement bars designated (E) shall be epoxy coated.
- O.F. denotes Outside Face; I.F. denotes Inside Face.
- Dimensions are based on a Rolled Rail Strip Seal Joint. If the Contractor elects to use the Welded Rail Strip Seal Joint, deck dimensions may require adjustments to satisfy the details on Sheet No. 104b.
- South Abutment joint will require a modular joint; see Sheet Nos. 103 and 104.
- For Bill of Material and bar details see Sheet No. 104a.
- Stage I does not include any bridge work.
- See Sheet No. 104a for additional abutment backwall demolition and reconstruction.

LEGEND



| | | |
|----------|---|-----|
| DESIGNED | - | GWS |
| CHECKED | - | AMK |
| DRAWN | - | EF |
| CHECKED | - | AMK |

LOCHNER
H.W. LOCHNER, INC., CHICAGO, ILLINOIS

NORTH EXPANSION JOINT REMOVAL & REPLACEMENT PLAN
F.A.I. 94 / (EDENS EXPRESSWAY)
OVER U.P.R.R.
COOK COUNTY
STATION 277+05.05
STRUCTURE NO. 016-0103 & 016-0104

I:\2298\struct\dgn\0103EXP00.dgn