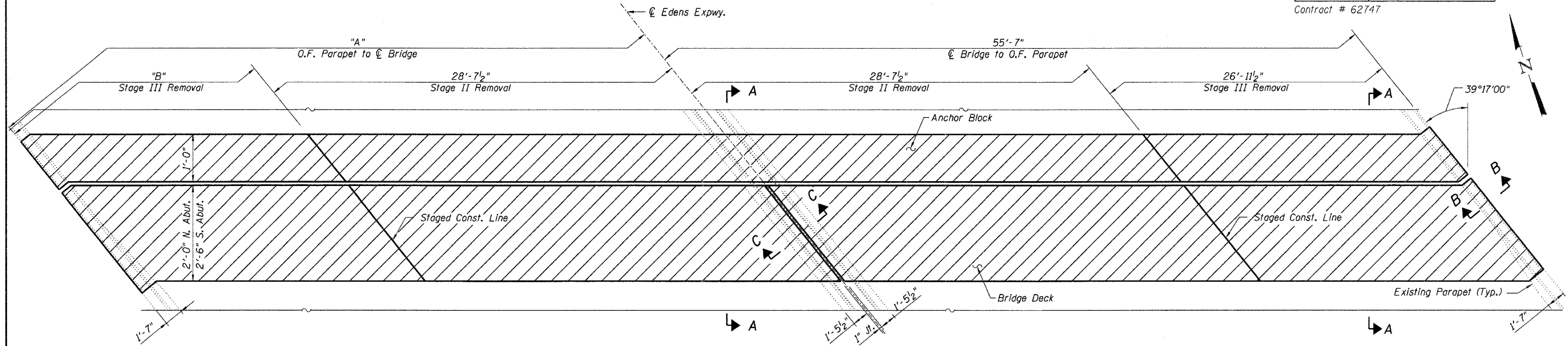


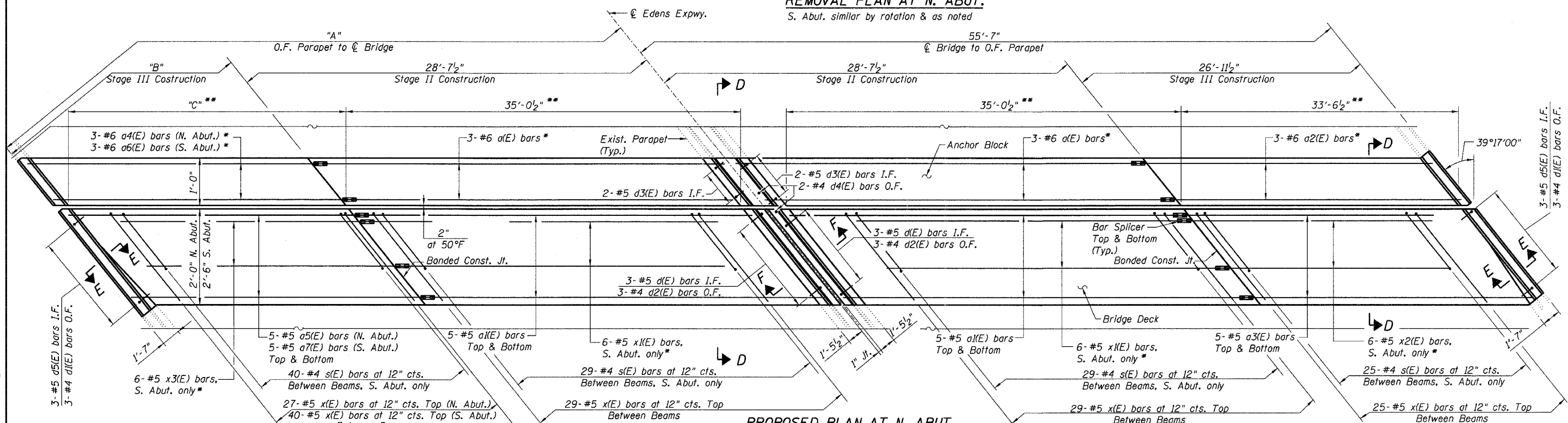
STATE OF ILLINOIS
DEPARTMENT OF TRANSPORTATION

ROUTE NO.	SECTION	COUNTY	TOTAL SHEETS	SHEET
F.A.I. 94	2006-043 RS	COOK	135	121
FED. ROAD DIST. NO. 7	ILLINOIS	FED. AID PROJECT		

Contract # 62747



REMOVAL PLAN AT N. ABUT.
S. Abut. similar by rotation & as noted



PROPOSED PLAN AT N. ABUT.
S. Abut. similar by rotation & as noted

* Located as shown in Sections on Sheet No. 122.
** Measured along face of backwall.

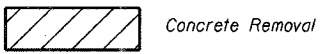
NOTES

- All Reinforcement Bars are to be spaced evenly unless otherwise noted.
- Work this sheet with Sheet No. 122
- Reinforcement bars designated (E) shall be epoxy coated.
- O.F. denotes Outside Face; I.F. denotes Inside Face.
- Dimensions are based on a Rolled Rail Strip Seal Joint. If the Contractor elects to use the Welded Rail Strip Seal Joint, deck dimensions may require adjustments to satisfy the details on Sheet No.122b
- For Bill of Material and bar details see Sheet No. 122a
- Stage I does not include any bridge work.
- See Sheet No.122a for additional abutment backwall demolition and reconstruction.

DIMENSIONS TABLE

	N. Abut.	S. Abut.
"A"	57'-0 1/16"	70'-11 1/16"
"B"	28'-4 9/16"	42'-3 9/16"
"C"	35'-4 1/2"	53'-4 1/4"

LEGEND



EXPANSION JOINT REMOVAL & REPLACEMENT PLAN
F.A.I. 94/ (EDENS EXPRESSWAY)
OVER NORTH BRANCH
COOK COUNTY
STATION 23+63.00
STRUCTURE NO. 016-0107

DESIGNED	JSD
CHECKED	AMK
DRAWN	JSD
CHECKED	AMK

LOCHNER
H.W. LOCHNER, INC., CHICAGO, ILLINOIS

T:\2298\struct\dgn\0107EXP00.dgn