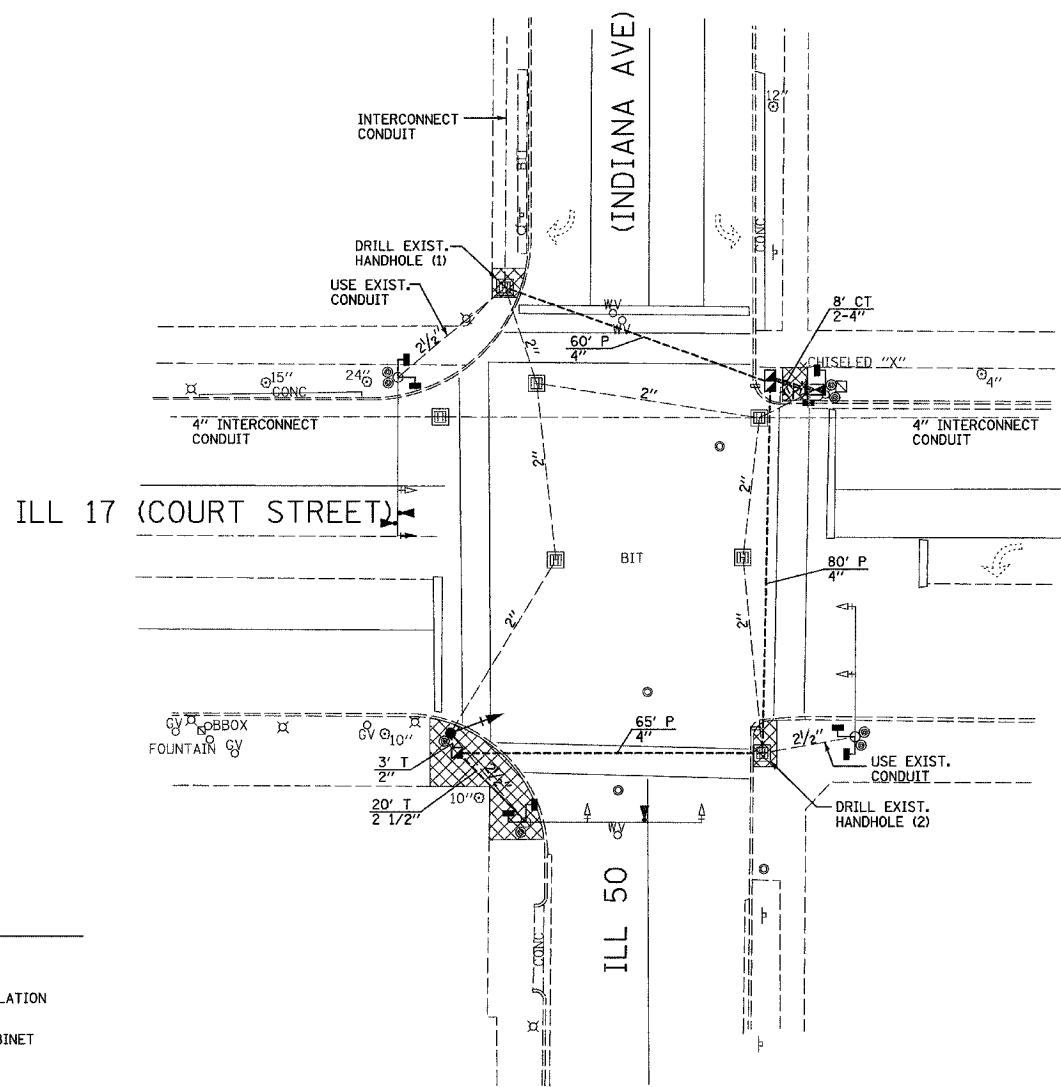
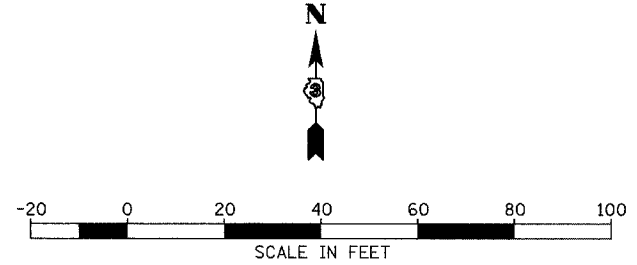


F.A.P. RTE.	SECTION	COUNTY	TOTAL SHEETS	SHEET NO.
*	**	KANKAKEE	48	20
STA.		TO STA.		
FED. ROAD DIST. NO.		ILLINOIS FED. AID PROJECT		

- FAP 840 (IL 50) & FAP 330 (IL 17)
- (139 Z, 11) TS-1 & (1) TS-2

**CONSTRUCTION NOTES:**

- REMOVE AND REPLACE CONTROLLER AND CABINET ON EXISTING FOUNDATION. INSTALL UNINTERRUPTIBLE POWER SUPPLY.
- REMOVE AND REPLACE TRAFFIC SIGNAL POST ON EXISTING FOUNDATION IN SOUTHWEST CORNER. REMOVE 4-SECTION HEAD AND REPLACE WITH 5-SECTION LED HEAD. REMOVE AND REPLACE PEDESTRIAN PUSH - BUTTON.
- REPLACE 4-SECTION ON MAST ARM IN NORTHWEST CORNER WITH 5-SECTION LED HEAD.
- RETROFIT FIVE (5) 3-SECTION MAST ARM MOUNTED HEADS WITH LED HEADS.
- REMOVE AND REPLACE EIGHT (8) PEDESTRIAN HEADS WITH LED SYMBOL HEADS.
- REMOVE AND REPLACE SERVICE ON EXISTING POLE.
- REMOVE EXISTING CABLE AND INSTALL NEW CABLE IN NEW CONDUIT. EXCEPT WHERE NOTED
- REMOVAL OF THE FOLLOWING ITEMS SHALL BE PAID FOR AS REMOVE EXISTING TRAFFIC SIGNAL EQUIPMENT:
  - 1 EACH - CONTROLLER AND CABINET W/ ALL CONTENTS
  - 1 EACH - TRAFFIC SIGNAL POST
  - 1 EACH - SIGNAL HEAD, 1-FACE, 4-SECTION, MAST ARM MOUNTED
  - 1 EACH - SIGNAL HEAD, 1-FACE, 4-SECTION, BRACKET MOUNTED
  - 8 EACH - PEDESTRIAN SIGNAL HEAD, 1-FACE, BRACKET MOUNTED
  - 1 EACH - ELECTRICAL SERVICE

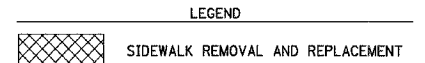


**SCHEDULE OF QUANTITIES**

ITEM NO.	DESCRIPTION	UNIT	TOTAL QUANTITY	①	⑤
42400100	PORTLAND CEMENT CONCRETE SIDEWALK, 4 INCH	SQ FT	450	450	--
42400800	DETECTABLE WARNINGS	SQ FT	55	55	--
44000600	SIDEWALK REMOVAL	SQ FT	450	450	--
80500200	SERVICE INSTALLATION, TYPE B	EACH	1	1	--
81012600	CONDUIT IN TRENCH, 2" DIA., PVC	FOOT	3	3	--
81012700	CONDUIT IN TRENCH, 2 1/2" DIA., PVC	FOOT	20	20	--
81013000	CONDUIT IN TRENCH, 4" DIA., PVC	FOOT	16	16	--
81021370	CONDUIT PUSHED, 4" DIA., PVC	FOOT	205	205	--
81400700	HANDHOLE, PORTLAND CEMENT CONCRETE	EACH	1	1	--
81400720	DOUBLE HANDHOLE, PORTLAND CEMENT CONCRETE	EACH	1	1	--
81900200	TRENCH AND BACKFILL FOR ELECTRICAL WORK	FOOT	31	31	--
85700205	FULL-ACTUATED CONTROLLER AND TYPE IV CABINET, SPECIAL	EACH	1	1	--
86000100	MASTER CONTROLLER	EACH	1	1	--
86200300	UNINTERRUPTABLE POWER SUPPLY, EXTENDED	EACH	1	1	--
86400100	TRANSCEIVER-FIBER OPTIC	EACH	1	1	--
87301215	ELECTRIC CABLE IN CONDUIT, SIGNAL NO. 14 2C	FOOT	997	997	--
87301225	ELECTRIC CABLE IN CONDUIT, SIGNAL NO. 14 3C	FOOT	1070	1070	--
87301245	ELECTRIC CABLE IN CONDUIT, SIGNAL NO. 14 5C	FOOT	1049	1049	--
87301255	ELECTRIC CABLE IN CONDUIT, SIGNAL NO. 14 7C	FOOT	388	388	--
87502500	TRAFFIC SIGNAL POST, GALVANIZED STEEL 16 FT.	EACH	1	1	--
87900200	DRILL EXISTING HANDHOLE	EACH	3	3	--
88040150	SIGNAL HEAD, POLYCARBONATE, LED, 1-FACE, 5-SECTION, BRACKET MOUNTED	EACH	1	1	--
88040160	SIGNAL HEAD, POLYCARBONATE, LED, 1-FACE, 5-SECTION, MAST ARM MOUNTED	EACH	1	1	--
88102710	PEDESTRIAN SIGNAL HEAD, LED, 1-FACE, BRACKET MOUNTED	EACH	8	8	--
88200410	TRAFFIC SIGNAL BACKPLATE, LOUVERED, FORMED PLASTIC	EACH	2	2	--
88500100	INDUCTIVE LOOP DETECTOR	EACH	2	2	--
88800100	PEDESTRIAN PUSH-BUTTON	EACH	1	1	--
89502300	REMOVE ELECTRIC CABLE FROM CONDUIT	FOOT	3562	3562	--
89502375	REMOVE EXISTING TRAFFIC SIGNAL EQUIPMENT	EACH	1	1	--
X0323336	LED SIGNAL FACE RETROFIT, RED BALL	EACH	5	5	--
X0323337	LED SIGNAL FACE RETROFIT, GREEN BALL	EACH	5	5	--
X0323418	LED SIGNAL FACE RETROFIT, YELLOW BALL	EACH	5	5	--
X8730027	ELECTRIC CABLE IN CONDUIT, GROUNDING, NO. 6 1C	FOOT	365	365	--
X8860100	LOOP DETECTOR TESTING	EACH	1	1	--
XX002179	ELECTRIC CABLE IN CONDUIT, COMMUNICATION, NO. 20 3/C	FOOT	614	614	--
*3001707	LIGHT DETECTOR, INSTALLATION ONLY	EACH	3	--	3
*3001826	CONFIRMATION BEACON, INSTALLATION ONLY	EACH	3	--	3
*3001708	LIGHT DETECTOR AMPLIFIER, INSTALLATION ONLY	EACH	3	--	3

**TRAFFIC SIGNALS LEGEND**

EXISTING	PROPOSED	DESCRIPTION
□	■	SERVICE INSTALLATION
⊠	⊡	CONTROLLER CABINET
---	---	CONDUIT
↑	➔	SIGNAL HEAD WITH BACKPLATE
○	●	STEEL MAST ARM
○	●	TRAFFIC SIGNAL POST
⊠	⊡	HANDHOLE
⊠	⊡	DOUBLE HANDHOLE
⊠	⊡	PEDESTRIAN SIGNAL HEAD
●	●	PEDESTRIAN PUSH BUTTON
▲	▲	EMERGENCY VEHICLE LIGHT DETECTOR



- LEGEND**
- ① 80% FEDERAL, 20% STATE
  - ② 80% FEDERAL, 15% STATE, 5% CITY
  - ③ 80% FEDERAL, 13.3% STATE, 6.7% CITY
  - ④ 80% FEDERAL, 10% STATE, 10% CITY
  - ⑤ 100% CITY

**REVISIONS**

NAME	DATE
ARR	4/07

ILLINOIS DEPARTMENT OF TRANSPORTATION  
**TRAFFIC SIGNAL PLAN**  
 FAP 330 (IL 17)-COURT STREET AND  
 FAP 840 (IL 50)-INDIANA AVENUE  
 SECTION (139 Z, 11) TS-1 & (1) TS-2  
 KANKAKEE COUNTY

SCALE: VERT. 1" = 20'  
 HORIZ. 1" = 20'  
 DATE 6/05

DRAWN BY ARR  
 CHECKED BY JLS

PLOT DATE = 4/07  
 FILE NAME = ILL17-INDIANA.DGN  
 PLOT SCALE = 1" = 20'  
 USER NAME = ARR