

F.A.U. R.T.E.	SECTION	COUNTY	TOTAL SHEETS	SHEET NO.
1223	04-00272-00-TL	LAKE	72	28
TEMP. TRAFFIC SIGNAL INSTALLATION PLAN				
ILLINOIS				

**TEMPORARY TRAFFIC SIGNAL LEGEND**

- ◀ TEMPORARY TRAFFIC SIGNAL HEAD SPAN WIRE MOUNTED ORIGINAL LOCATION
- ◀ TEMPORARY TRAFFIC SIGNAL HEAD SPAN WIRE MOUNTED SECONDARY LOCATION
- ⊗ TEMPORARY WOOD POLE (CLASS 5 OR BETTER) 45 FOOT (13.7m) MINIMUM.
- ☒ TEMPORARY CONTROLLER CABINET
- TEMPORARY SPAN WIRE, TETHER WIRE, AND CABLE
- ⊕ TEMPORARY SERVICE INSTALLATION
- TEMPORARY PEDESTRIAN SIGNAL HEAD, BRACKET MOUNTED
- PEDESTRIAN PUSHBUTTON DETECTOR
- ▶ EMERGENCY VEHICLE LIGHT DETECTOR
- ☐ CONFIRMATION BEACON
- VEHICLE DETECTOR, INDUCTION LOOP
- G.S. CONDUIT IN GROUND
- HANDHOLE
- ⊕ HEAVY DUTY HANDHOLE
- ⊗ LUMINAIRE
- VIDEO DETECTION CAMERA
- ▶ DOME PAN/TILT/ZOOM (PTZ) CAMERA

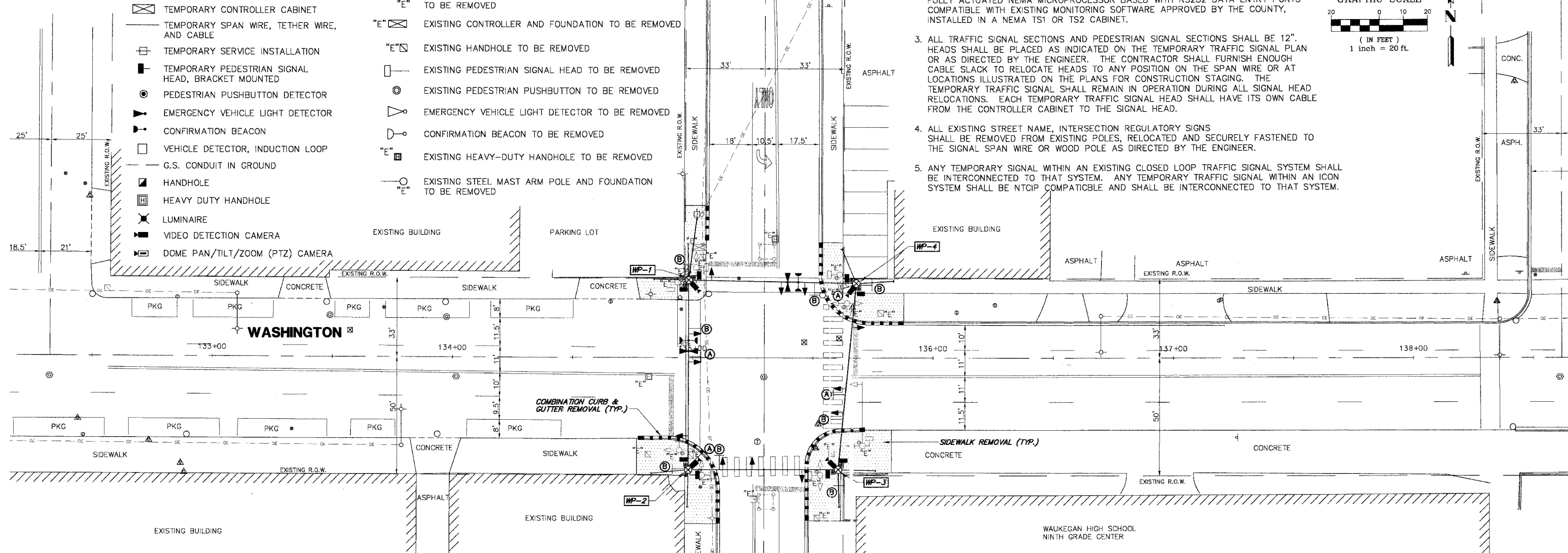

**EXISTING EQUIPMENT TO BE REMOVED**

- ◀ EXISTING TRAFFIC SIGNAL HEAD TO BE REMOVED
- EXISTING SERVICE INSTALLATION TO BE REMOVED
- EXISTING SIGNAL POST AND FOUNDATION TO BE REMOVED
- ⊕ EXISTING ALUMINUM MAST ARM POLE AND FOUNDATION TO BE REMOVED
- ☒ EXISTING CONTROLLER AND FOUNDATION TO BE REMOVED
- ⊕ EXISTING HANDHOLE TO BE REMOVED
- EXISTING PEDESTRIAN SIGNAL HEAD TO BE REMOVED
- EXISTING PEDESTRIAN PUSHBUTTON TO BE REMOVED
- ▶ EXISTING EMERGENCY VEHICLE LIGHT DETECTOR TO BE REMOVED
- ☐ EXISTING CONFIRMATION BEACON TO BE REMOVED
- EXISTING HEAVY-DUTY HANDHOLE TO BE REMOVED
- ⊕ EXISTING STEEL MAST ARM POLE AND FOUNDATION TO BE REMOVED

**JACKSON ST.**


**NOTES FOR TEMPORARY TRAFFIC SIGNALS**

- ALL CONTROL EQUIPMENT INCLUDING EMERGENCY PRE-EMPTION AND COMMUNICATION DEVICES FOR THE TEMPORARY TRAFFIC SIGNAL(S) SHALL BE FURNISHED BY THE CONTRACTOR.
- ONLY ECONOLITE CONTROLLERS SUPPLIED BY ONE OF THE COUNTY APPROVED CLOSED LOOP EQUIPMENT MANUFACTURERS WILL BE APPROVED FOR USE AT TEMPORARY SIGNAL LOCATIONS. ALL CONTROLLERS USED FOR TEMPORARY TRAFFIC SIGNALS SHALL BE FULLY ACTUATED NEMA MICROPROCESSOR BASED WITH RS232 DATA ENTRY PORTS COMPATIBLE WITH EXISTING MONITORING SOFTWARE APPROVED BY THE COUNTY, INSTALLED IN A NEMA TS1 OR TS2 CABINET.
- ALL TRAFFIC SIGNAL SECTIONS AND PEDESTRIAN SIGNAL SECTIONS SHALL BE 12". HEADS SHALL BE PLACED AS INDICATED ON THE TEMPORARY TRAFFIC SIGNAL PLAN OR AS DIRECTED BY THE ENGINEER. THE CONTRACTOR SHALL FURNISH ENOUGH CABLE SLACK TO RELOCATE HEADS TO ANY POSITION ON THE SPAN WIRE OR AT LOCATIONS ILLUSTRATED ON THE PLANS FOR CONSTRUCTION STAGING. THE TEMPORARY TRAFFIC SIGNAL SHALL REMAIN IN OPERATION DURING ALL SIGNAL HEAD RELOCATIONS. EACH TEMPORARY TRAFFIC SIGNAL HEAD SHALL HAVE ITS OWN CABLE FROM THE CONTROLLER CABINET TO THE SIGNAL HEAD.
- ALL EXISTING STREET NAME, INTERSECTION REGULATORY SIGNS SHALL BE REMOVED FROM EXISTING POLES, RELOCATED AND SECURELY FASTENED TO THE SIGNAL SPAN WIRE OR WOOD POLE AS DIRECTED BY THE ENGINEER.
- ANY TEMPORARY SIGNAL WITHIN AN EXISTING CLOSED LOOP TRAFFIC SIGNAL SYSTEM SHALL BE INTERCONNECTED TO THAT SYSTEM. ANY TEMPORARY TRAFFIC SIGNAL WITHIN AN ICON SYSTEM SHALL BE NTOIP COMPATIBLE AND SHALL BE INTERCONNECTED TO THAT SYSTEM.



**NOTES FOR TEMPORARY TRAFFIC SIGNALS (CONT.)**

- IF NO TRAFFIC STAGING IS IN PLACE OR WILL NOT BE STAGED ON THE DAY OF THE TURN-ON, THE TEMPORARY TRAFFIC SIGNAL SHALL HAVE THE SIGNAL HEAD DISPLAYS, SIGNAL HEAD PLACEMENTS, AND CONTROLLER PHASING MATCH THE EXISTING TRAFFIC SIGNAL AT THE TIME OF THE TURN-ON.
- UPON COMPLETION OF THE PERMANENT TRAFFIC SIGNAL INSTALLATION, THE VIDEO VEHICLE DETECTION SYSTEM COMPLETE, SHALL BE RELOCATED FROM THE TEMPORARY TRAFFIC SIGNAL INSTALLATION TO THE PERMANENT TRAFFIC SIGNAL INSTALLATION. THE VIDEO VEHICLE DETECTION SYSTEM RELOCATION OF SHALL BE INCIDENTAL TO "VIDEO VEHICLE DETECTION SYSTEM" EACH.
- THE CONTRACTOR SHALL RELOCATE THE TEMPORARY SIGNAL HEADS THROUGHOUT CONSTRUCTION TO LINE UP APPROXIMATELY WITH THE CORRESPONDING LANES FOR EACH STAGE OF CONSTRUCTION.
- THE DETECTION ZONES SHALL BE DETERMINED AND LAID OUT BY LAKE COUNTY DIVISION OF TRANSPORTATION PERSONNEL.



ITEM	STATION	OFFSET	POSSIBLE UTILITY CONFLICT
WP-1	134+97	32.0' LT	OVERHEAD WIRES
WP-2	134+97	47.0' RT	BUILDING, OVERHEAD WIRES
WP-3	135+61	47.0' RT	X
WP-4	135+68	31.0' LT	X

THE FOLLOWING EXISTING TRAFFIC SIGNAL EQUIPMENT SHALL BE REMOVED BY THE CONTRACTOR, SHALL REMAIN THE PROPERTY OF THE AGENCY LISTED BELOW. THE CONTRACTOR SHALL SAFELY STORE AND ARRANGE FOR PICK UP OR DELIVERY OF ALL EQUIPMENT TO BE RETURNED TO THE LISTED AGENCY AS PER THE TRAFFIC SIGNAL SPECIFICATIONS.

- AGENCY: CITY OF WAUKEGAN
- 1 EACH CABINET AND CONTROLLER (COMPLETE)
  - 2 EACH LIGHT DETECTOR
  - 1 EACH LIGHT DETECTOR AMPLIFIER

THE FOLLOWING ITEMS SHALL BE REMOVED BY THE CONTRACTOR AND SHALL BE DISPOSED OF BY THEM OUTSIDE THE RIGHT-OF-WAY AT THEIR EXPENSE. THE SALVAGE VALUE OF THE REMOVED EQUIPMENT SHALL BE REFLECTED IN THE CONTRACT BID PRICE.

- 6 EACH SIGNAL HEAD, 3-SECTION
- 4 EACH SIGNAL HEAD, 5-SECTION
- 8 EACH PEDESTRIAN SIGNAL HEAD
- 8 EACH PEDESTRIAN PUSH-BUTTON
- 2 EACH STEEL MAST ARM ASSEMBLY AND POLE
- 6 EACH TRAFFIC SIGNAL POST
- 1 EACH SERVICE INSTALLATION

PLANS PREPARED BY:  
**GEWALT HAMILTON ASSOCIATES, INC.**  
 Consulting Engineers & Surveyors  
 650 Forest Ridge Drive  
 Vernon Hills, IL 60061  
 (847) 476-9700  
 (847) 476-9700 Fax

REVISIONS	
NAME	DATE

LAKE COUNTY DIVISION OF TRANSPORTATION  
**TEMPORARY TRAFFIC SIGNAL INSTALLATION AND REMOVAL OF EXISTING EQUIPMENT**  
 WASHINGTON STREET AND JACKSON STREET

SCALE: 1"=20'  
 DATE: MAY 1, 2007

DRAWN BY: PJS  
 DESIGNED BY: JRD  
 CHECKED BY: BLS

**JACKSON ST.**

3/24/11 10017-ALL-100-100