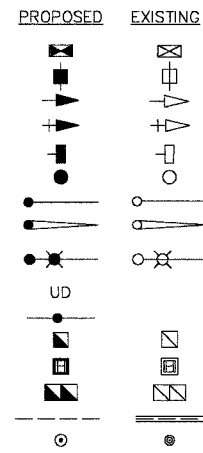


F.A.U. R.T.E.	SECTION	COUNTY	TOTAL SHEETS	SHEET NO.
1223	04-00272-00-TL	LAKE	72	34
TRAFFIC SIGNAL MODERNIZATION PLAN				
ILLINOIS				

**TRAFFIC SIGNAL LEGEND**

- CONTROLLER
- SERVICE INSTALLATION
- SIGNAL HEAD
- SIGNAL HEAD WITH BACKPLATE
- SIGNAL HEAD, PEDESTRIAN
- SIGNAL POST
- MAST ARM ASSEMBLY AND POLE, STEEL
- MAST ARM ASSEMBLY AND POLE, ALUMINUM
- COMBINATION MAST ARM ASSEMBLY AND POLE, STEEL, WITH LUMINAIRE
- UNIT DUCT
- CONDUIT SPLICE
- HANDHOLE
- HEAVY DUTY HANDHOLE
- DOUBLE HANDHOLE
- G.S. CONDUIT IN GROUND (CIG)
- PEDESTRIAN PUSHBUTTON DETECTOR



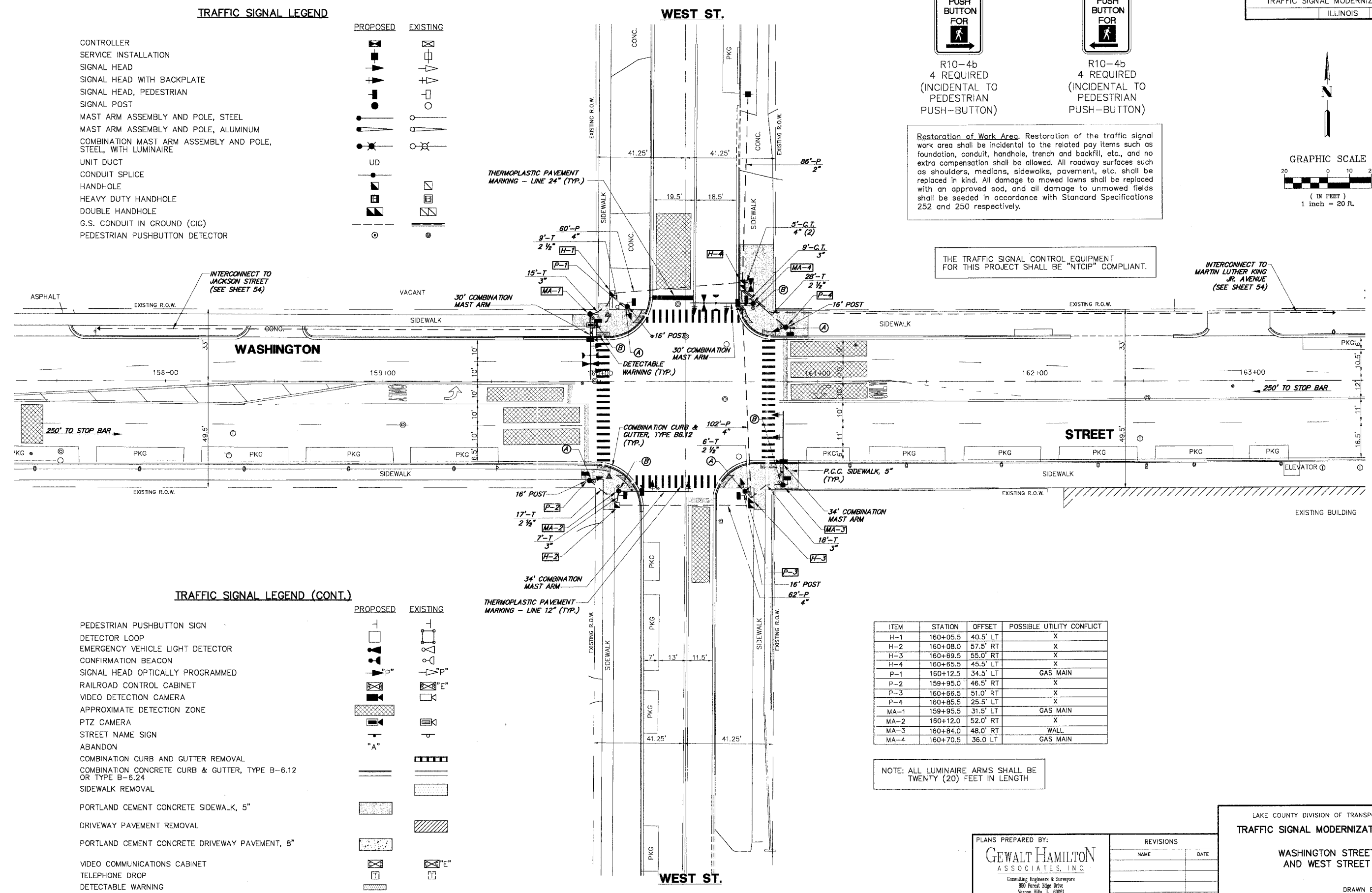
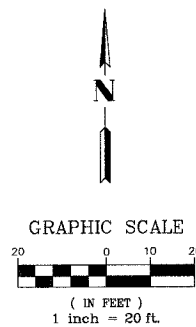
R10-4b  
4 REQUIRED  
(INCIDENTAL TO PEDESTRIAN PUSH-BUTTON)



R10-4b  
4 REQUIRED  
(INCIDENTAL TO PEDESTRIAN PUSH-BUTTON)

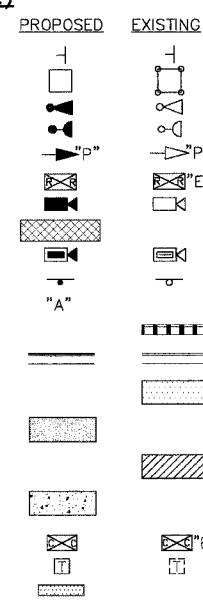
**Restoration of Work Area.** Restoration of the traffic signal work area shall be incidental to the related pay items such as foundation, conduit, handhole, trench and backfill, etc., and no extra compensation shall be allowed. All roadway surfaces such as shoulders, medians, sidewalks, pavement, etc. shall be replaced in kind. All damage to mowed lawns shall be replaced with an approved sod, and all damage to unmowed fields shall be seeded in accordance with Standard Specifications 252 and 250 respectively.

THE TRAFFIC SIGNAL CONTROL EQUIPMENT FOR THIS PROJECT SHALL BE "NTCIP" COMPLIANT.



**TRAFFIC SIGNAL LEGEND (CONT.)**

- PEDESTRIAN PUSHBUTTON SIGN
- DETECTOR LOOP
- EMERGENCY VEHICLE LIGHT DETECTOR
- CONFIRMATION BEACON
- SIGNAL HEAD OPTICALLY PROGRAMMED
- RAILROAD CONTROL CABINET
- VIDEO DETECTION CAMERA
- APPROXIMATE DETECTION ZONE
- PTZ CAMERA
- STREET NAME SIGN
- ABANDON
- COMBINATION CURB AND GUTTER REMOVAL
- COMBINATION CONCRETE CURB & GUTTER, TYPE B-6.12 OR TYPE B-6.24
- SIDEWALK REMOVAL
- PORTLAND CEMENT CONCRETE SIDEWALK, 5"
- DRIVEWAY PAVEMENT REMOVAL
- PORTLAND CEMENT CONCRETE DRIVEWAY PAVEMENT, 8"
- VIDEO COMMUNICATIONS CABINET
- TELEPHONE DROP
- DETECTABLE WARNING



ITEM	STATION	OFFSET	POSSIBLE UTILITY CONFLICT
H-1	160+05.5	40.5' LT	X
H-2	160+08.0	57.5' RT	X
H-3	160+89.5	55.0' RT	X
H-4	160+85.5	45.5' LT	X
P-1	160+12.5	34.5' LT	GAS MAIN
P-2	159+95.0	46.5' RT	X
P-3	160+66.5	51.0' RT	X
P-4	160+85.5	25.5' LT	X
MA-1	159+95.5	31.5' LT	GAS MAIN
MA-2	160+12.0	52.0' RT	X
MA-3	160+84.0	48.0' RT	WALL
MA-4	160+70.5	36.0' LT	GAS MAIN

NOTE: ALL LUMINAIRE ARMS SHALL BE TWENTY (20) FEET IN LENGTH

PLANS PREPARED BY:  
**GEWALT HAMILTON ASSOCIATES, INC.**  
Consulting Engineers & Surveyors  
850 Forest Edge Drive  
Vernon Hills, IL 60051  
(815) 478-9700  
(815) 478-9701 Fax

REVISIONS	
NAME	DATE

LAKE COUNTY DIVISION OF TRANSPORTATION  
**TRAFFIC SIGNAL MODERNIZATION PLAN**  
  
WASHINGTON STREET AND WEST STREET  
  
SCALE: 1"=20'  
DATE: MAY 1, 2007  
  
DRAWN BY: PJS  
DESIGNED BY: JRD  
CHECKED BY: BLS