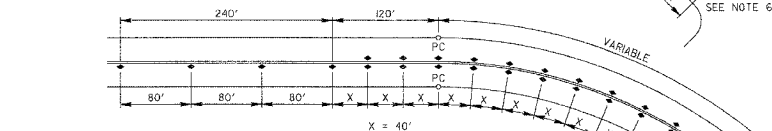
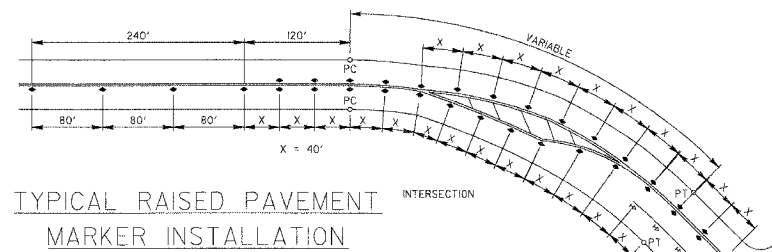
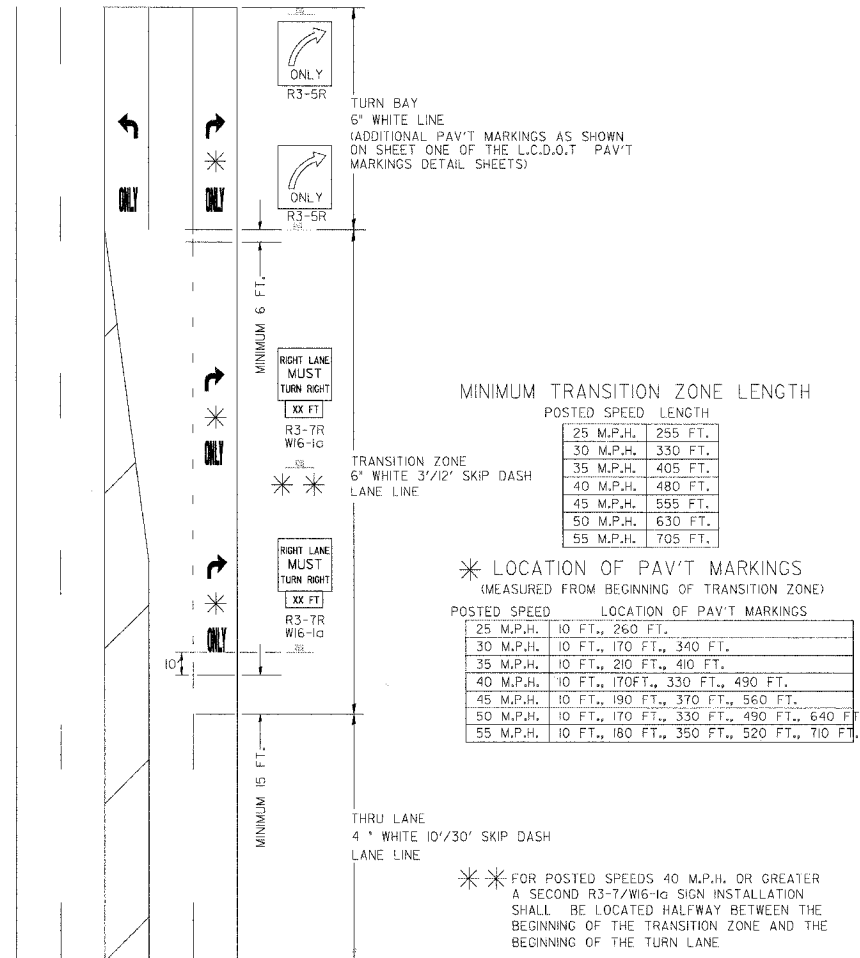


F.A.U. RTE.	SECTION	COUNTY	TOTAL SHEETS	SHEET NO.
1223	04-00272-00-TL	LAKE	72	66
TYPICAL PAVEMENT MARKINGS AND MARKERS				
ILLINOIS				

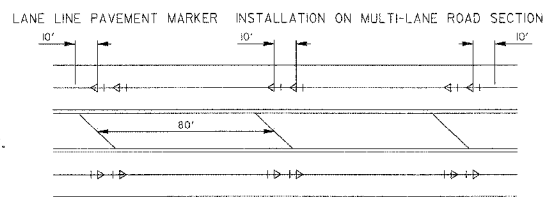
# TYPICAL PAVEMENT MARKINGS AND RAISED PAVEMENT MARKERS

## THRU LANE TO TURN LANE CONVERSION



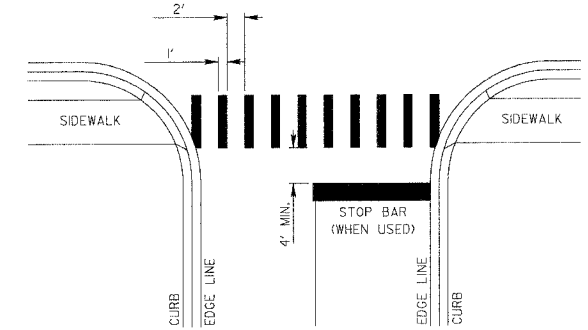
**PAVEMENT MARKER LEGEND**

OR RAISED PAVEMENT MARKER, DOUBLE YELLOW  
 <H> RAISED PAVEMENT MARKER, WHITE AND RED



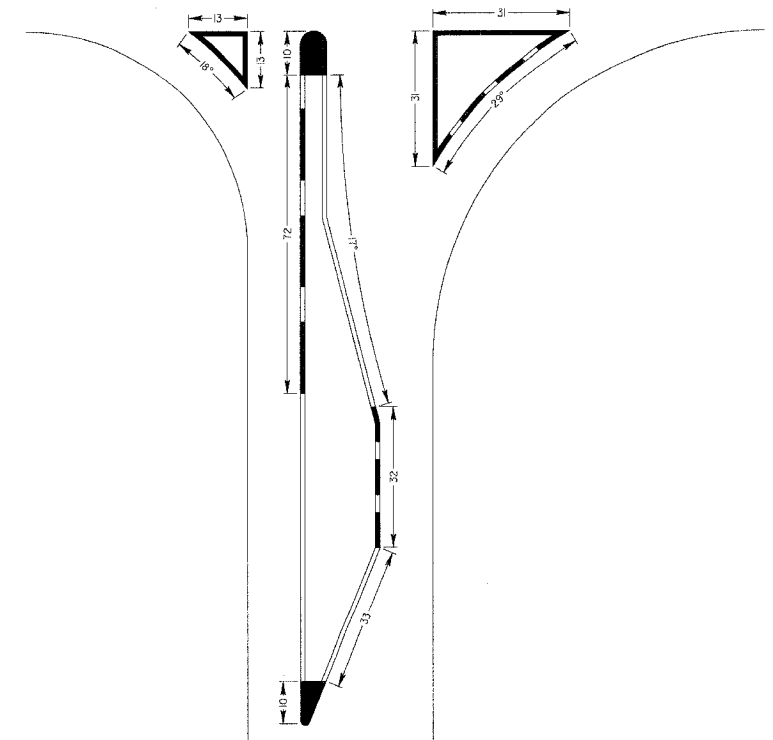
- NOTES:
- CENTERLINE RAISED PAVEMENT MARKERS (RPM'S) SHALL BE PLACED ON ALL CURVES OVER 3 1/2 DEGREES ON ALL TWO AND THREE LANE HIGHWAYS, UNLESS DIRECTED OTHERWISE BY THE ENGINEER.
  - SPACING = 40' FOR CENTERLINE MARKERS.
  - ALL RPM'S ON CENTERLINE ARE 2-WAY YELLOW. LANE LINE MARKERS ARE WHITE/RED.
  - MARKERS SHALL BE INSTALLED IN ACCORDANCE WITH F.H.W.A. MEMORANDUM H10-21.
  - MARKERS SHALL BE FIELD ADJUSTED TO BE LOCATED IN CENTER OF THE 30' GAP OF A 30'/10' SKIP/DASH CENTERLINE.
  - RPM'S WHICH ARE TO BE LOCATED WITHIN THE INTERSECTION OF A CROSS STREET, SHALL NOT BE INSTALLED.
  - A MINIMUM OF 4 WHITE/RED MARKERS SHALL BE INSTALLED ALONG THE TURN LANE LINE.
  - RPM'S INSTALLED ON MULTI-LANE ROAD SECTIONS SHALL BE INSTALLED ON THE WHITE SKIP-DASH LANE LINE ONLY. THESE RPM'S SHALL BE INSTALLED IN PAIRS AND SHALL BE 80' CENTER TO CENTER, SPACING WITHIN EACH PAIR SHALL BE 10', CENTERED WITHIN THE 30' SKIP.

## CROSSWALKS

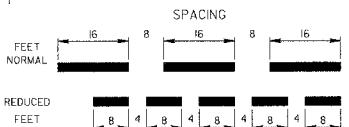


- WIDTH OF THE CROSSWALK IS GENERALLY 6' EXCEPT AT SCHOOL CROSSINGS AND BICYCLE CROSSINGS, WHICH CAN BE 8'.
- THE STOP BAR SHOULD BE INSTALLED A MINIMUM OF 4' IN ADVANCE OF THE CROSSWALK.

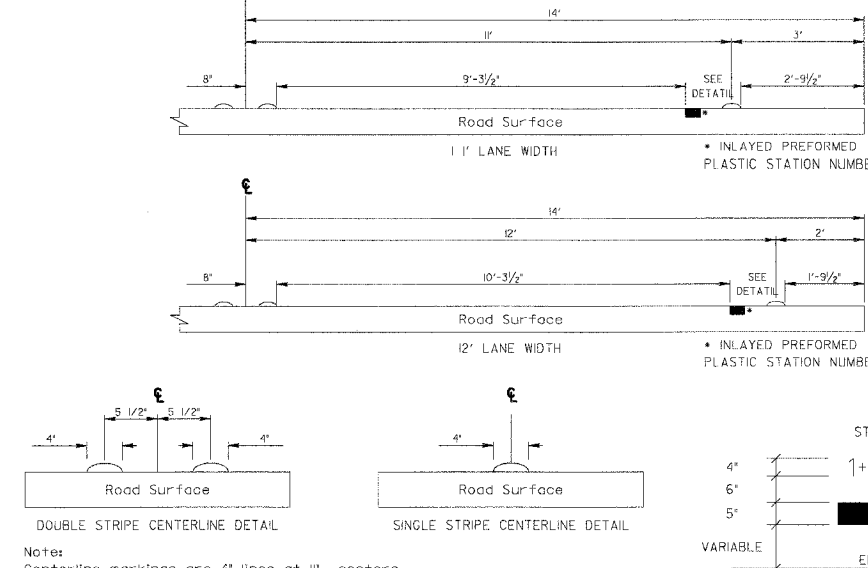
## CURB MARKING



- NOTES:
- PAINT CURB AND NOSE SOLID FOR 10' OR RADIUS OF NOSE, WHICHEVER IS GREATER.
  - PAINT MINIMUM OF 3 STRIPES IN DIRECTION OF TRAFFIC.
  - REDUCED SPACING USED TO OBTAIN 3 STRIPE MINIMUM.
  - STRIPING RECOMMENDED ONLY WHERE OPERATIONAL PROBLEMS DICTATE.
  - PAINT SOLID WHERE A MINIMUM OF 3 STRIPES CANNOT BE PLACED.



## PAVEMENT CROSS SECTION SHOWING TYPICAL PAVEMENT MARKINGS (2-LANE ROADWAY)



Notes:  
Centerline markings are 4' lines at 11' centers.

PAVEMENT MARKING GUIDELINES - ENGLISH MEASUREMENTS

TYPE OF MARKING	WIDTH OF LINE	PATTERN	COLOR	SPACING / REMARKS
CENTERLINE OF 2 LANE PAVEMENT	4 IN.	SKIP-DASH	YELLOW	10 FT. LINE WITH 30 FT. SPACE
NO PASSING ZONE LINES: FOR ONE DIRECTION FOR BOTH DIRECTIONS	4 IN. SOLID	SOLID	YELLOW	5 1/2 IN. C.C. FROM SKIP-DASH CENTERLINE (1 IN. C.C. OMIT SKIP-DASH CENTERLINE BETWEEN)
CENTERLINE ON MULTI-LANE UNDIVIDED LANE LINES	2 @ 4 IN.	SOLID	YELLOW	11 IN. C.C.
DOTTED LINES (EXTENSIONS OF CENTER, LANE OR TURN LANE MARKINGS)	SAME AS LINE BEING EXTENDED	SKIP-DASH	SAME AS LINE BEING EXTENDED	2 FT. LINE WITH 6 FT. SPACE
EDGE LINES	5 IN. WHITE 4 IN. YELLOW	SOLID	WHITE - RIGHT YELLOW - LEFT	OUTLINE RAISED MEDIANS IN YELLOW
TURN LANE MARKINGS	6 IN. LINE FULL SIZE LETTERS AND SYMBOLS (8 FT.)	SOLID	WHITE	TURN ARROW 15.6 SQ. FT. STRAIGHT ARROW 1.15 SQ. FT. ONLY 20.8 SQ. FT. COMB. ARROW 26.0 SQ. FT.
TWO WAY LEFT TURN MARKING	2 @ 4 IN. EACH DIRECTION	SKIP-DASH AND SOLID	YELLOW	10 FT. LINE WITH 30 FT. SPACE FOR SKIP-DASH 5 1/2 IN. C.C. BETWEEN SKIP-DASH LINE AND SOLID LINE
	8 FT. LEFT ARROW	IN PAIRS	WHITE	SEE TYPICAL TWO-WAY LEFT TURN MARKING DETAIL
CROSSWALK	12 IN. @ 90°	SOLID	WHITE	12 IN. LONGITUDINAL BAR WITH 24 IN. SPACE 6 FT. TO 12 FT. WIDE SEE TYPICAL CROSSWALK MARKING DETAIL
STOP BARS	24 IN.	SOLID	WHITE	PLACE 4 FT. IN ADVANCE OF AND PARALLEL TO CROSSWALK, IF PRESENT, OTHERWISE PLACE AT DESIRED STOPPING POINT.
PAINTED MEDIANS	2 @ 4 IN. WITH 11 IN. DIAGONALS @ 45° NO DIAGONALS USED FOR 4 FT. WIDE MEDIAN	SOLID	YELLOW - 2-WAY TRAFFIC WHITE - 1-WAY TRAFFIC	11 IN. C.C. FOR THE DOUBLE LINE SEE TYPICAL PAINTED MEDIAN MARKING DETAIL MINIMUM OF 5 DIAGONALS
GORE MARKING AND CHANNELIZING LINES	8 IN. WITH 12 IN. DIAGONALS @ 45°	SOLID	WHITE	DIAGONALS 15 FT. C.C. (LESS THAN 30 MPH) 20 FT. C.C. (30 TO 45 MPH) 30 FT. C.C. (OVER 45 MPH) MINIMUM OF 5 DIAGONALS
R.R. CROSSING	24 IN. TRANSVERSE LINES RR IS 6 FT. LETTER 16 IN. LINE FOR 'X'	SOLID	WHITE	SEE I.D.D.T. STD. 780001 SQ. FT. AREA OF: 1" x 36 SQ. FT. / "R" 1" x 542 SQ. FT.
SHOULDER DIAGONALS	12 IN. @ 45°	SOLID	WHITE - RIGHT YELLOW - LEFT	50 FT. C.C. (LESS THAN 30 MPH) 75 FT. C.C. (30 TO 45 MPH) 150 FT. C.C. (OVER 45 MPH) MINIMUM OF 5 DIAGONALS

FOR FURTHER DETAILS ON PAVEMENT MARKING REFER TO PART III 'MARKINGS' IN THE 'ILLINOIS MANUAL ON UNIFORM TRAFFIC CONTROL DEVICES', THE 'STANDARD SPECIFICATIONS FOR ROAD AND BRIDGE CONSTRUCTION' AND I.D.D.T. HIGHWAY STANDARD 780001 EFFECTIVE JAN. 9, 1998.



## TYPICAL PAVEMENT MARKINGS FOR COUNTY HIGHWAYS

REVISIONS	DATE
JOHN SAUTER	7/7/99
JOHN SAUTER	11/20/01
JOHN SAUTER	1/20/05
JOHN SAUTER	5/4/05
JOHN SAUTER	5/24/08

SCALE: N.T.S. SHEET 2 OF 3 DESIGNED BY: JPS  
DATE: JAN. 12, 1998 CHECKED BY: ANK