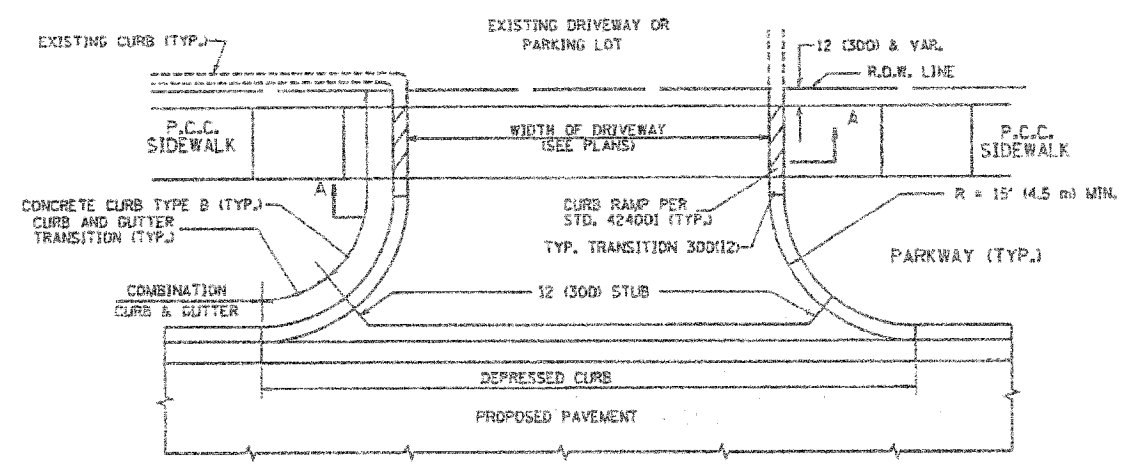
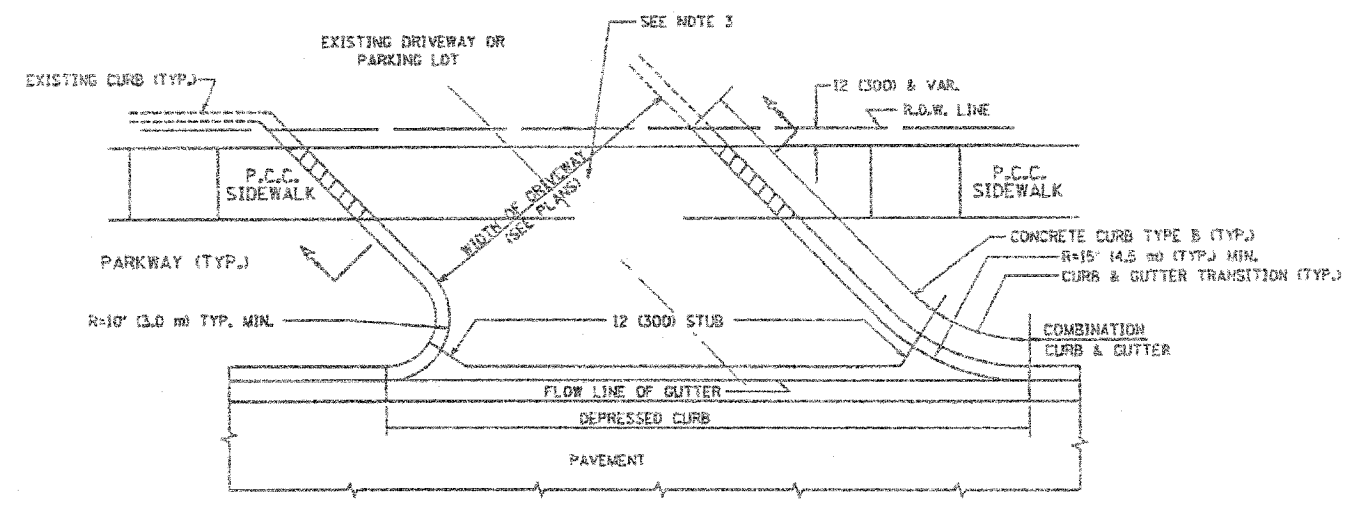
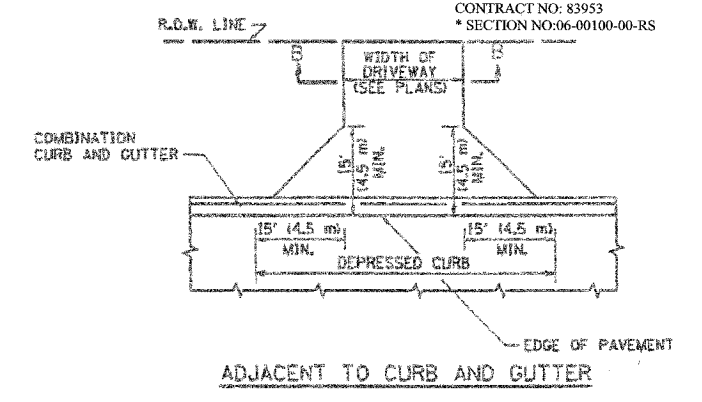
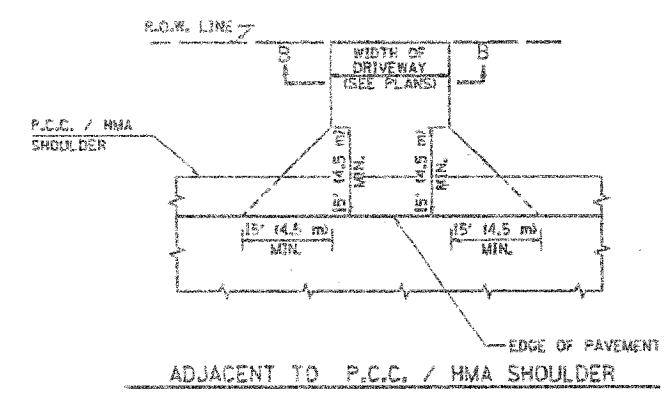


CONTRACT NO.				
F.A. RITE	SECTION	COUNTY	TOTAL SHEETS	SHEET NO.
2770	*	COOK	26	18
STA.	TO STA.			
FED. ROAD DIST. NO. 1 ILLINOIS FED. AID PROJECT				

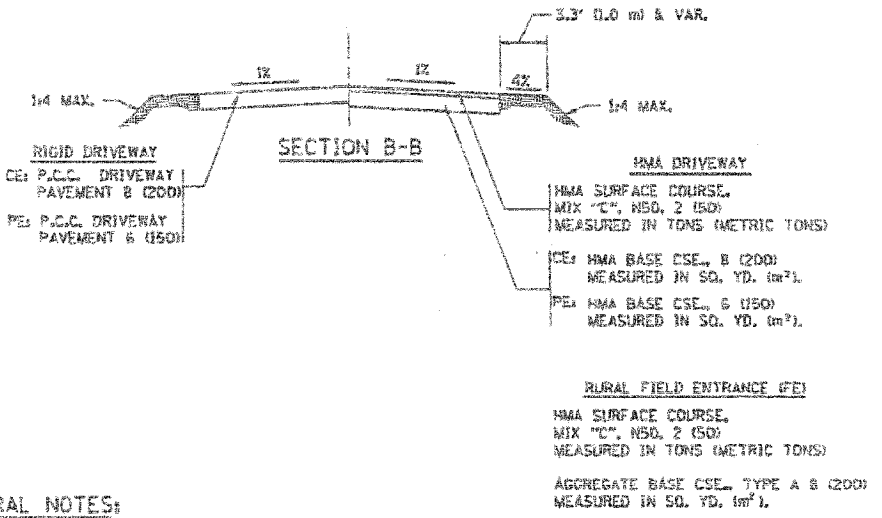
CONTRACT NO. 83953
SECTION NO. 06-00100-00-RS



WITH CONCRETE CURB, TYPE B



WITH CONCRETE CURB, TYPE B



GENERAL NOTES:

DRIVEWAY SLOPES, LOCATIONS, & GEOMETRIC LAYOUT SHALL BE IN ACCORDANCE WITH THE LATEST EDITION OF THE "HANDBOOK FOR POLICY ON PERMITS FOR ACCESS DRIVEWAYS TO STATE HIGHWAYS". FOR FURTHER LAYOUT REQUIREMENTS, REFER TO ILLUSTRATIONS IN THE PERMIT HANDBOOK. DRIVEWAYS SHALL BE REPLACED IN KIND, UNLESS OTHERWISE NOTED ON THE PLANS.

COMMERCIAL DRIVEWAYS SHALL BE CONSTRUCTED WITH CONCRETE CURB, TYPE B RETURNS EXCEPT WHEN THE SIDEWALK EDGE IS 4 FEET (1.2 METERS) OR LESS FROM THE BACK OF CURB. CONSTRUCT A FLARE DRIVEWAY WITHOUT CURB.

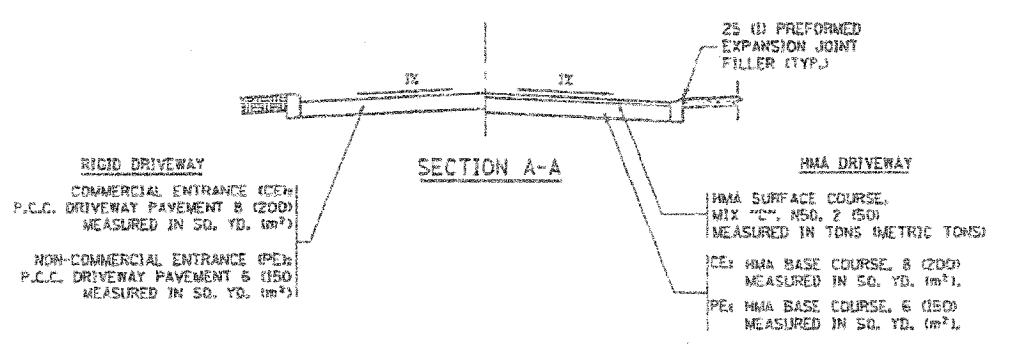
THE RESIDENT ENGINEER SHALL CONTACT THE TRAFFIC PERMIT OFFICE AT 847/ 705-4131 FOR ANY QUESTIONS ON DRIVEWAYS SHOWN IN THE PLANS, SPECIFICALLY IN REFERENCE TO ADDITIONAL AND/OR RELOCATION/REMOVAL OF A DRIVEWAY.

COMBINATION CONCRETE CURB & GUTTER SHALL BE MEASURED STRAIGHT ACROSS THE DRIVEWAY. NO ADDITIONAL COMPENSATION WILL BE ALLOWED FOR THE CURB & GUTTER TRANSITION.

1 (25) PREFORMED EXPANSION JOINT FILLER WILL NOT BE PAID SEPARATELY, BUT SHALL BE CONSIDERED INCLUDED IN THE COST OF THE P.C.C. DRIVEWAY PAVEMENT OR P.C.C. SIDEWALK.

WHEN THE P.C.C. SIDEWALK EXTENDS THROUGH THE DRIVEWAY, THE THICKNESS OF THE SIDEWALK IN THE DRIVEWAY AREA SHALL BE THE SAME AS THE DRIVEWAY THICKNESS. SIDEWALK WILL BE PAID FOR AS P.C.C. SIDEWALK OF THE THICKNESS SPECIFIED. SIDEWALK CROSS SLOPE THRU DRIVEWAY AREA TO BE A MAXIMUM OF 1:50.

ALL DIMENSIONS ARE IN INCHES (MILLIMETERS) UNLESS OTHERWISE NOTED



REVISIONS	
NAME	DATE
R. SHAY	11-04-95
J. POLLASTRINO	06-12-96
J. POLLASTRINO	12-14-96
A. ABBAS	03-21-97
T. HOULTZ	04-08-97
M. COMEZ	04-06-01
P. LEFLEUR	04-15-03
R. BURD	07-01-07

ILLINOIS DEPARTMENT OF TRANSPORTATION
DRIVEWAY DETAILS
DISTANCE BETWEEN R.O.W. AND
FACE OF CURB & EDGE OF
SHOULDER >= 15' (4.5 m)

SCALE: VERT. NONE
HORIZ.
DRAWN BY
CHECKED BY

PLT DATE: 4/11/2007
FILE NAME: c:\projects\06-00100-00-RS\06-00100-00-RS.dwg
PLT SCALE: 1/8"=1'-0"
USER NAME: bryant@idot.gov