

STATE OF ILLINOIS
DEPARTMENT OF TRANSPORTATION

ROUTE NO.	SECTION	COUNTY	STATION	SHEET NO.	SHEET NO. 11
FAP 869	#	SALINE	44	22	17 SHEETS
FED. ROAD DIST. NO.	ILLINOIS	FED. AID PROJECT			
98996					(105A)BR-1

GENERAL NOTES

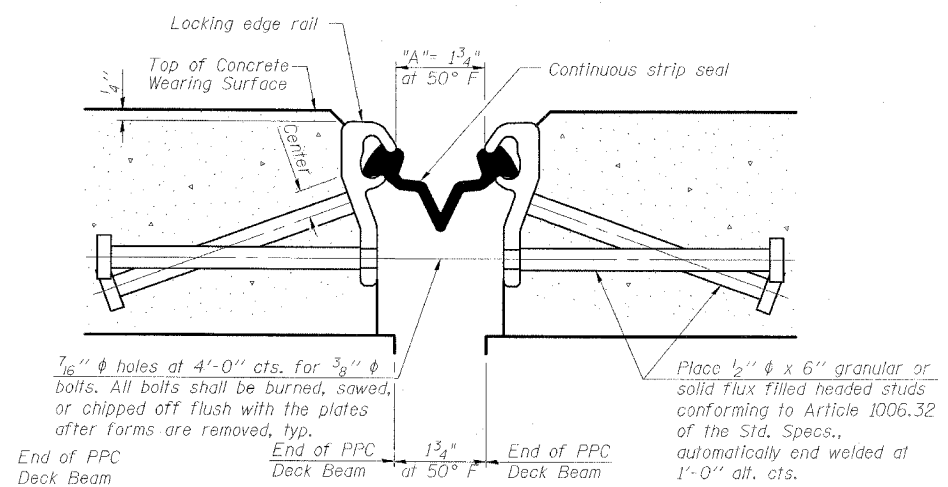
The strip seal shall be made continuous and shall have a minimum thickness of 1/4". The configuration of the strip seal shall match the configuration of the Locking Edge Rails.

The height and thickness of the Locking Edge Rails shown are minimum dimensions. The actual configuration of the Locking Edge Rails and matching strip seal may vary from manufacturer to manufacturer. Flanged edge rails will not be allowed.

Locking Edge Rails may be spliced at slope discontinuities and stage construction joints.

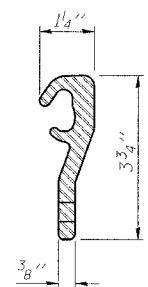
The manufacturer's recommended installation methods shall be followed.

* Omit weld at seal opening.

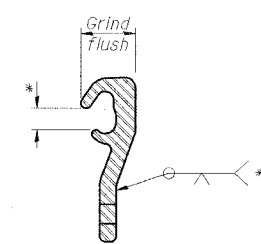


**SECTION THRU STRIP SEAL JOINT
FOR OVERLAY OVER DECK BEAMS**

Required Strip Seal rated movement	"A"
1"	1 1/8"
2"	1 3/4"



LOCKING EDGE RAIL



LOCKING EDGE RAIL SPLICE

ESCA
CONSULTANTS, INC.

DESIGNED BY:	RDP	02/07
DRAWN BY:	DWH	02/07
CHECKED BY:	JMS/MTD	02/07
APPROVED BY:	RDP	04/07

**STRIP SEAL EXPANSION JOINT
IL 34 OVER BANKSTON CREEK
FAP ROUTE 869 - SECTION (105A)BR-1
SALINE COUNTY
STATION 1582+30.00
STRUCTURE NO. 083-0040**