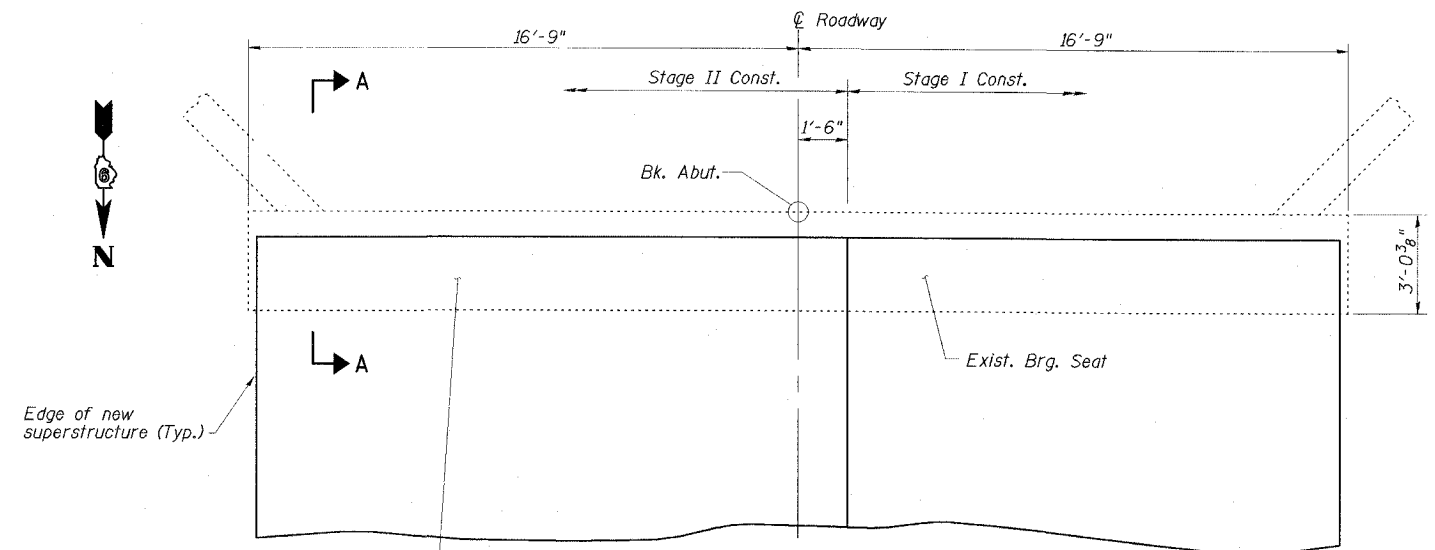
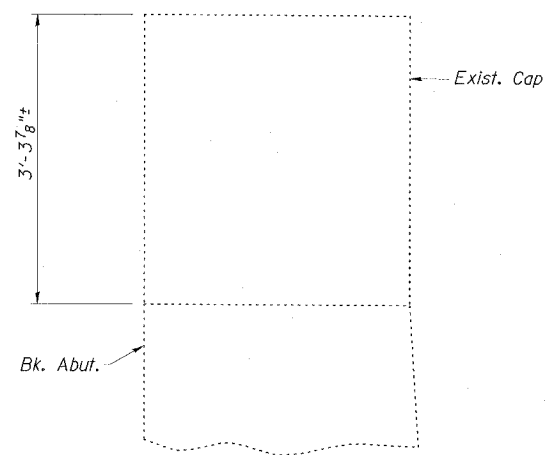


STATE OF ILLINOIS
DEPARTMENT OF TRANSPORTATION

| | | | | | |
|---------------------|---------|----------|---------|--------------------|---------------------------|
| ROUTE NO. | SECTION | COUNTY | STATION | SHEET NO. | SHEET NO. 13 17 SHEETS |
| FAP 869 | * | SALINE | 44 | 24 | |
| FED. ROAD DIST. NO. | | ILLINOIS | | FED. AID PROJECT - | |
| 98996 | | | | *(105A)BR-1 | |



PLAN



SECTION A-A

**NORTH ABUTMENT
BILL OF MATERIAL**

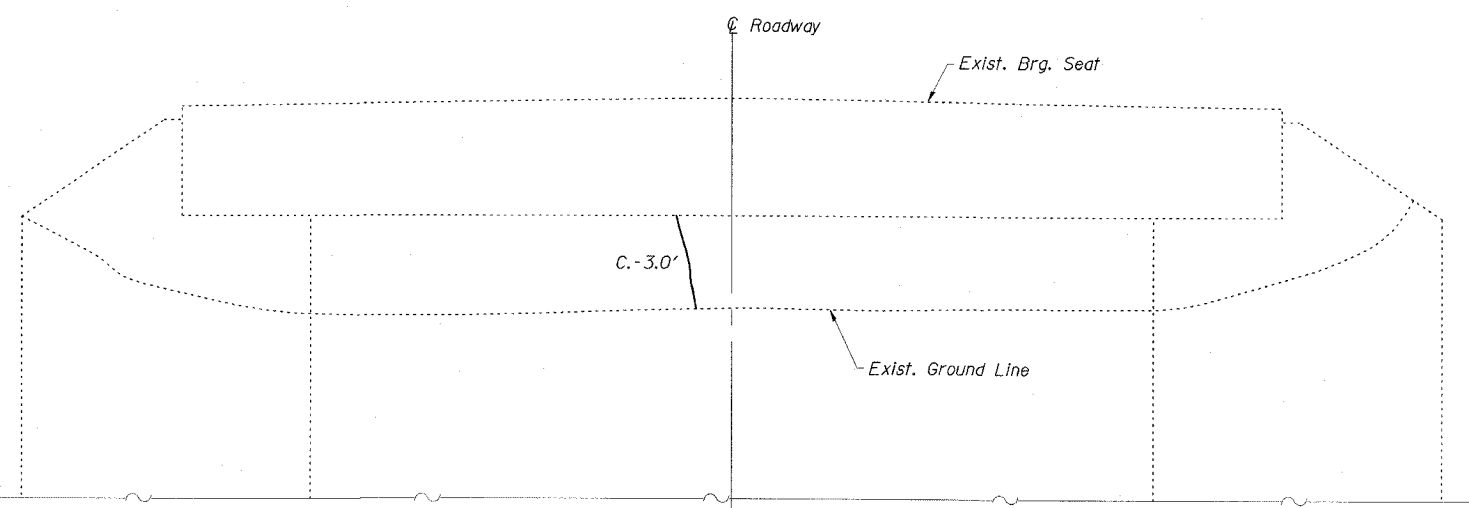
| | | |
|--|---------|----|
| Concrete Sealer | Sq. Ft. | 15 |
| Epoxy Crack Injection | Foot | 23 |
| Structural Repair of Concrete (Depth Equal to or Less Than 5") | Sq. Ft. | 15 |

REPAIR LEGEND

Inspection Date: 12/14/06

- C.-6' Crack to be epoxy injected
- S.F. Delaminated or Spalled Area - Use Structural Repair of Concrete

EXISTING BEARING SEAT TO BE INSPECTED BY THE ENGINEER AFTER DECK BEAM REMOVAL. DETERIORATED CONCRETE AREAS SHALL BE REPAIRED (ESTIMATED 15 S.F. STRUCTURAL REPAIR OF CONCRETE DEPTH < 5") AND CRACKS SHALL BE SEALED (ESTIMATED 20' EPOXY CRACK INJECTION) IF FOUND. CONCRETE SEALER SHALL BE APPLIED TO CONCRETE REPAIR AREAS.



ELEVATION

NOTE: ABUTMENT CRACK REPAIR LENGTHS AND STRUCTURAL REPAIR OF CONCRETE AREAS ARE ESTIMATED FROM 12-14-06 SURVEY WORK. ACTUAL LOCATIONS AND QUANTITIES OF REPAIRS SHALL BE SHOWN BY THE ENGINEER ON THE AS-BUILT PLANS FOR THIS SECTION.

ESCA
CONSULTANTS, INC.

| | | |
|--------------|---------|-------|
| DESIGNED BY: | RDP | 02/07 |
| DRAWN BY: | DWH | 02/07 |
| CHECKED BY: | JMS/MTD | 02/07 |
| APPROVED BY: | RDP | 04/07 |

**SOUTH ABUTMENT
IL 34 OVER BANKSTON CREEK
FAP ROUTE 869 - SECTION (105A)BR-1
SALINE COUNTY
STATION 1582+30.00
STRUCTURE NO. 083-0040**