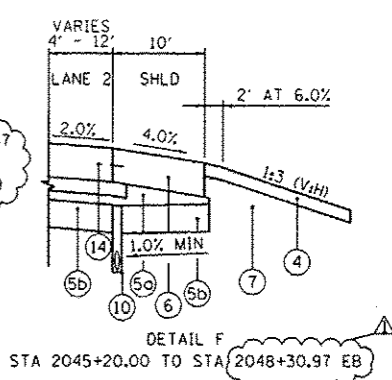
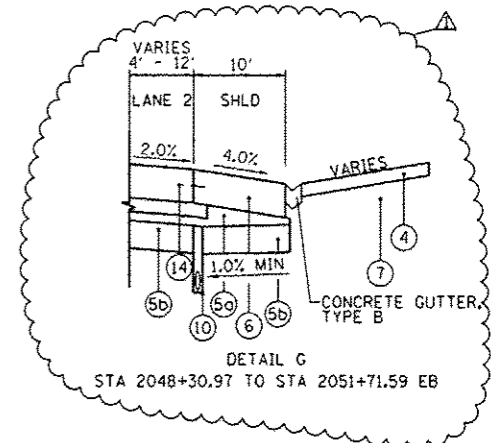
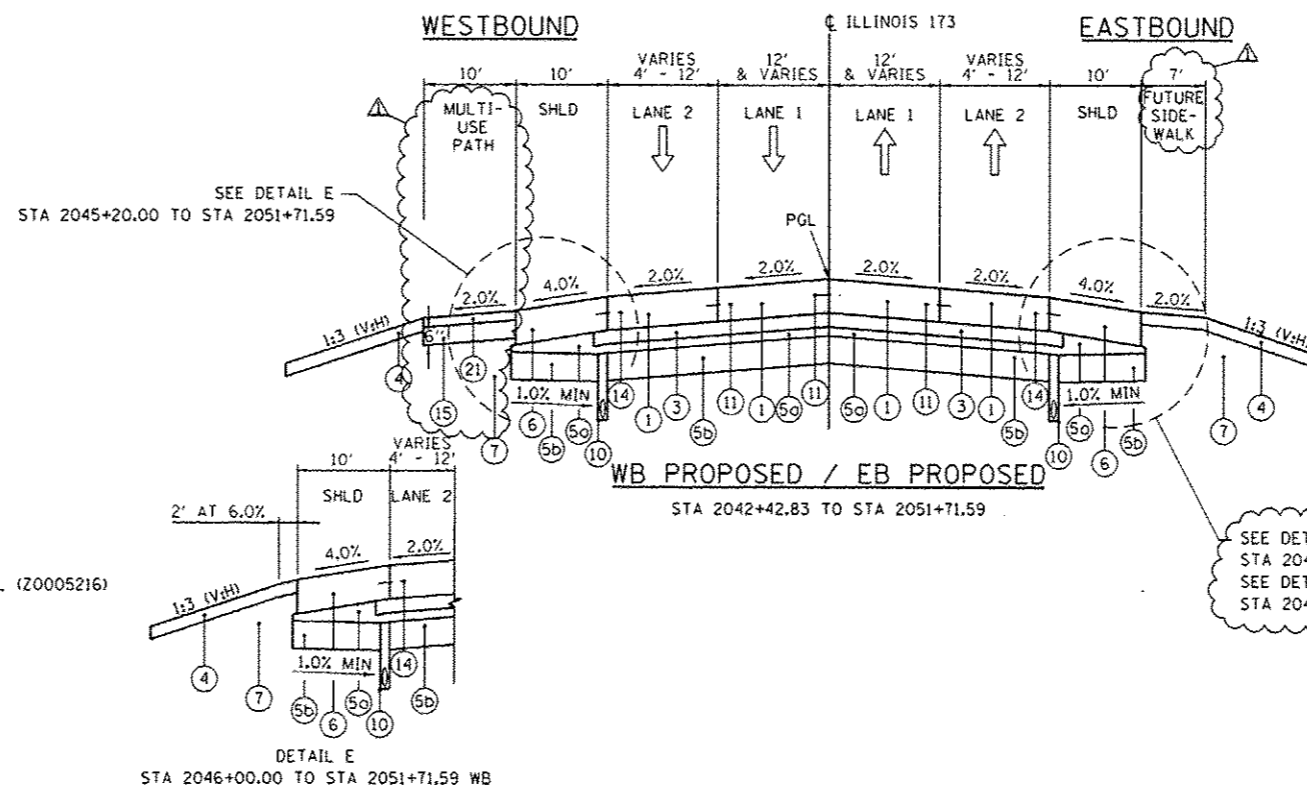
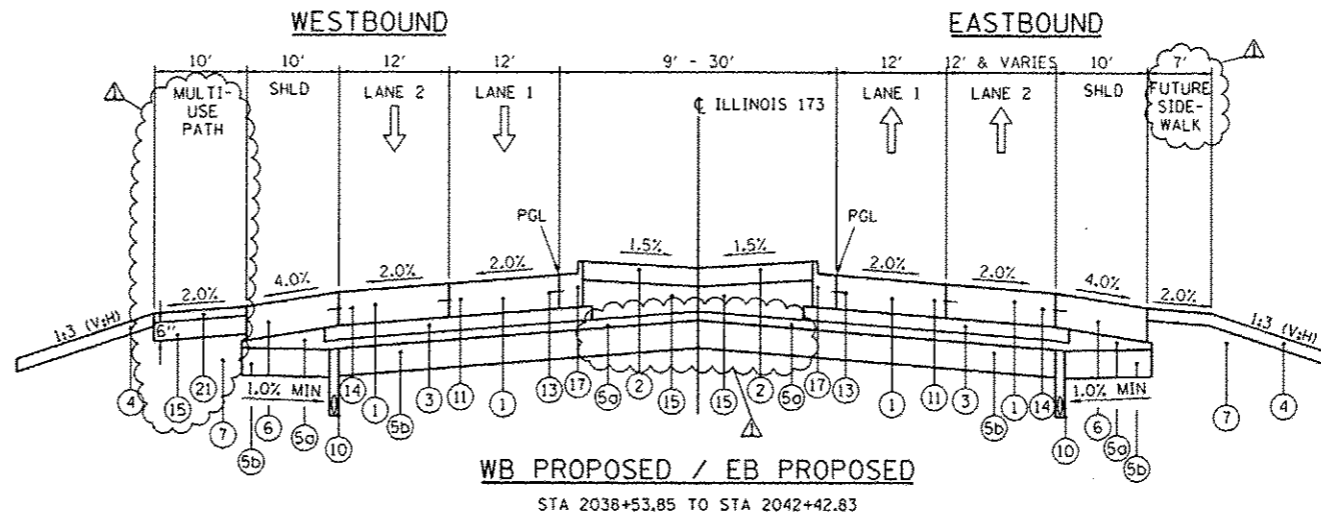


**EXISTING LEGEND**

- (A) EXISTING TOPSOIL
- (B) EXISTING AGGREGATE SHOULDER
- (C) EXISTING ASPHALT SHOULDER
- (D) EXISTING GRANULAR SUB-BASE, 6"
- (E) EXISTING REINFORCED CONCRETE PAVEMENT, 10"
- (F) EXISTING ASPHALT OVERLAY
- (G) EXISTING CONCRETE MEDIAN
- (H) EXISTING STEEL BEAM GUARDRAIL

**PROPOSED LEGEND**

- (1) PORTLAND CEMENT CONCRETE PAVEMENT 9 1/2" (JOINTED) (42000411)
- (2) CONCRETE MEDIAN SURFACE, 6 INCH (60618320)
- (3) STABILIZED SUBBASE - HOT MIX ASPHALT, 4 1/2" (31200502)
- (4) TOPSOIL EXCAVATION AND PLACEMENT (21101505) (4")
- (5) AGGREGATE SUBGRADE IMPROVEMENT 12" (30300112)
- (5a) 3" CA-6 AGGREGATE CAP (THICKNESS VARIES UNDER SHOULDER)
- (5b) 9" PGE
- (6) PORTLAND CEMENT CONCRETE SHOULDERS 9 1/2" (48300410)
- (7) EMBANKMENT MATERIAL AS NEEDED (SEE CROSS SECTIONS)
- (8) CONCRETE MEDIAN, TYPE SB (SPECIAL) (X6061100)
- (9) COMBINATION CONCRETE CURB AND GUTTER, TYPE B-6.24 (60605000)
- (10) PIPE UNDERDRAINS 6" (60107700) (SEE IDOT STANDARD 601001-04)
- (11) LONGITUDINAL SAWED OR CONSTRUCTION JOINT.  
FOR LONGITUDINAL SAWED JOINT, POUR IN PLACE NO. 6 DEFORMED EPOXY TIE BARS 30" LONG AT 30" C-C. FOR LONGITUDINAL CONSTRUCTION JOINT, DRILL AND GROUT NO. 6 DEFORMED EPOXY TIE BARS 24" LONG AT 24" C-C. (SHALL BE INCLUDED IN THE COST OF PORTLAND CEMENT CONCRETE PAVEMENT, 9 1/2" (JOINTED))
- (12) LONGITUDINAL KEYED CONSTRUCTION JOINT PER STD. 420001 (SHALL BE INCLUDED IN THE COST OF PORTLAND CEMENT CONCRETE PAVEMENT, 9 1/2" (JOINTED))
- (13) LONGITUDINAL CONSTRUCTION JOINT. DRILL AND GROUT NO. 6 DEFORMED EPOXY TIE BARS 24" LONG AT 24" C-C. (SHALL BE INCLUDED IN THE COST OF THE APPLICABLE COMB. CONC. CURB & GUTTER TYPE)
- (14) LONGITUDINAL CONSTRUCTION JOINT. DRILL AND GROUT NO. 6 DEFORMED EPOXY TIE BARS 24" LONG AT 24" C-C. (SHALL BE INCLUDED IN THE COST OF PORTLAND CEMENT CONCRETE SHOULDERS, 9 1/2")
- (15) AGGREGATE BASE COURSE, TYPE B (35101500)
- (16) TOPSOIL EXCAVATION AND PLACEMENT (21101505) (24")
- (17) COMBINATION CONCRETE CURB AND GUTTER, TYPE M-4.24 (X6063600)
- (18) STEEL PLATE BEAM GUARDRAIL, TYPE A, 6 FOOT POSTS (63000001)
- (19) HOT-MIX ASPHALT STABILIZATION 6" AT STEEL PLATE BEAM GUARD RAIL (Z0005216)
- (20) RETAINING WALL (SEE STRUCTURAL PLANS)
- (21) HOT MIX ASPHALT SURFACE COURSE MIX "D", NSO (3")
- (22) CHAIN LINK FENCE, 4' (66400105)



BOWMAN, BARRETT & ASSOCIATES INC.  
CONSULTING ENGINEERS  
Chicago, Illinois  
312.228.0100  
www.bbainc.com

FILE NAME * #FILES*	USER NAME * default	DESIGNED - JMC	REVISED - 7/17/12 RGR
		DRAWN - JMC	REVISED -
		CHECKED - RGR	REVISED -
		DATE - 6/19/2012	REVISED -

STATE OF ILLINOIS  
DEPARTMENT OF TRANSPORTATION

TYPICAL SECTIONS - ILLINOIS 173  
SCALE: NA SHEET NO. 15 OF 15 SHEETS STA. NA TO STA. NA

F.A. RTE.	SECTION	COUNTY	TOTAL SHEETS	SHEET NO.
94	49-1-R-1	LAKE	677	43
CONTRACT NO. 60L77			ILLINOIS FED. AID PROJECT	

S:\1181\95\_1400\_60L77 IL 173\60L77 Sheets\0180L17-sh-typsec.dwg