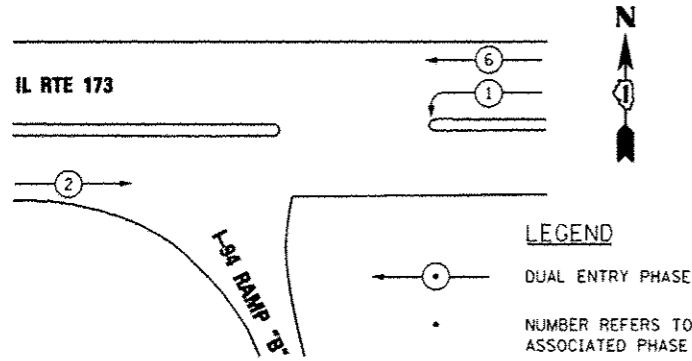
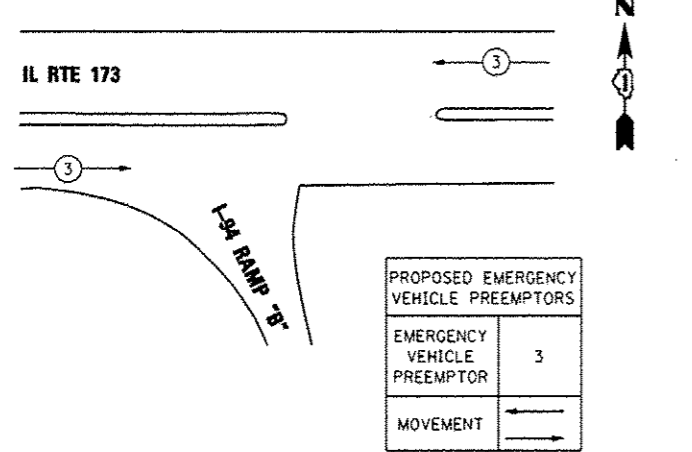


TEMPORARY CONTROLLER SEQUENCE

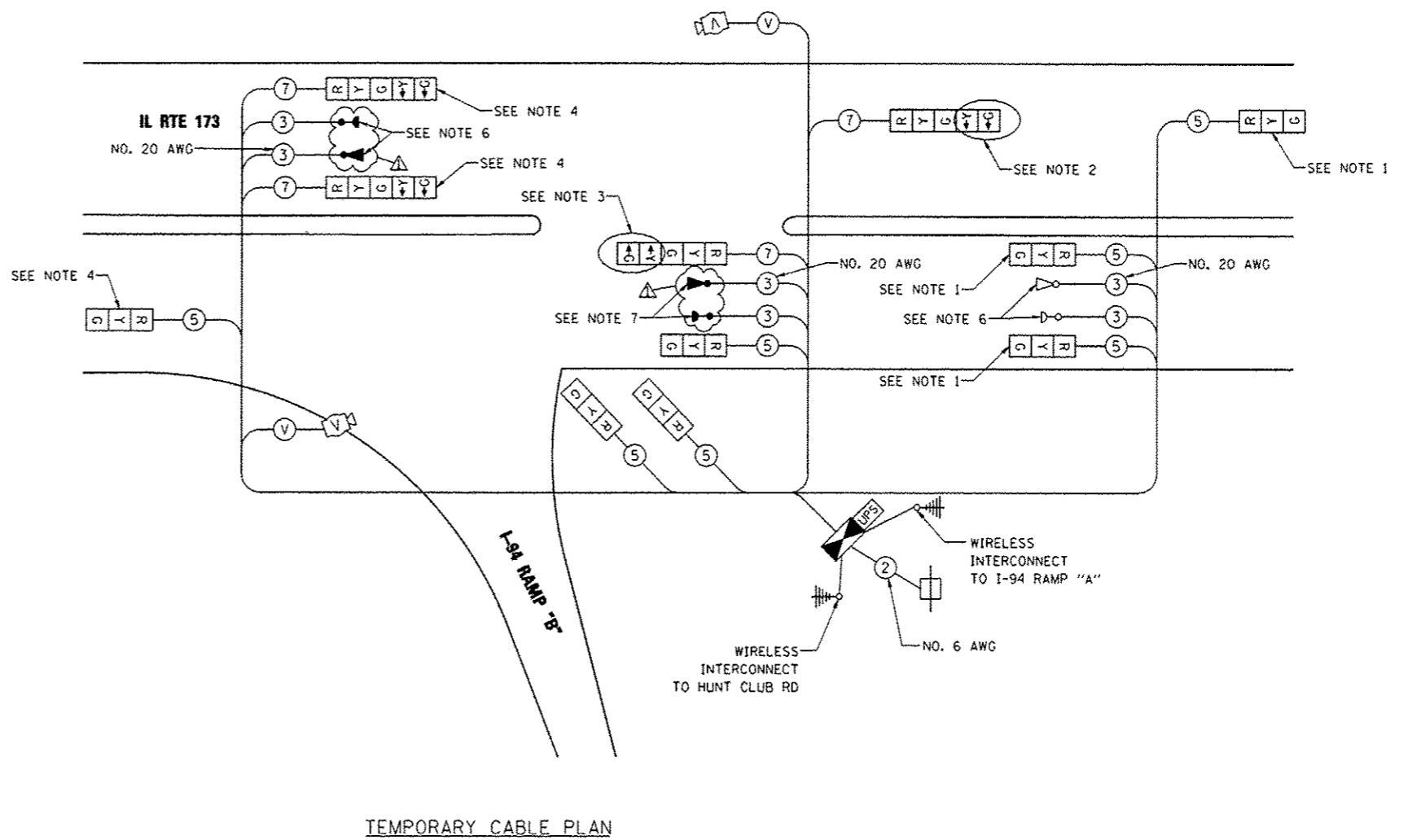


TEMPORARY PHASE DESIGNATION DIAGRAM ALL STAGES

TEMPORARY EMERGENCY VEHICLE PREEMPTION SEQUENCE



ALL STAGES



TEMPORARY CABLE PLAN

NOTES:

- BAG AND DE-ENERGIZE SIGNAL HEADS DURING STAGES 1A AND 2A. ACTIVATE DURING STAGE 1B.
- BAG AND DE-ENERGIZE LEFT TURN ARROW SECTIONS FOR THE DURATION OF STAGES 1A AND 2A. ACTIVATE LEFT TURN ARROW SECTIONS FOR THE DURATION OF STAGE 1B.
- BAG AND DE-ENERGIZE LEFT TURN ARROW SECTIONS FOR THE DURATION OF STAGE 1A. ROTATE SIGNAL HEAD TO FACE WESTBOUND TRAFFIC AND ACTIVATE LEFT TURN ARROW SECTIONS DURING STAGE 1B. BAG AND DE-ENERGIZE LEFT TURN ARROW SECTIONS AND ROTATE SIGNAL HEAD TO FACE EASTBOUND TRAFFIC FOR THE DURATION OF STAGE 2A.
- SIGNAL HEADS SHALL BE BAGGED AND DE-ENERGIZED FOR THE DURATION OF STAGE 1B. ACTIVATE DURING STAGES 1A AND 2A.
- THE EMERGENCY VEHICLE PREEMPTION EQUIPMENT FOR THIS INTERSECTION SHALL BE "OPTICOM" TO MATCH THE TOWNSHIP SYSTEM.
- EMERGENCY VEHICLE PREEMPTION EQUIPMENT RELOCATED BETWEEN STAGES 1B AND 2A.
- EMERGENCY VEHICLE PREEMPTION EQUIPMENT SHALL BE ROTATED TO FACE WESTBOUND TRAFFIC DURING STAGE 1B. EQUIPMENT SHALL BE ROTATED TO FACE EASTBOUND TRAFFIC DURING STAGE 2A.

RESTORATION OF WORK AREA, RESTORATION OF THE TRAFFIC SIGNAL WORK AREA SHALL BE INCIDENTAL TO THE RELATED PAY ITEM SUCH AS FOUNDATION, CONDUIT, HANDHOLE, TRENCH AND BACKFILL, ETC., AND NO EXTRA COMPENSATION SHALL BE ALLOWED. ALL ROADWAY SURFACES SUCH AS SHOULDERS, MEDIANS, SIDEWALKS, PAVEMENT, ETC. SHALL BE REPLACED IN KIND. ALL DAMAGE TO MOWED LAWNS SHALL BE REPLACED WITH AN APPROVED SOD, AND ALL DAMAGE TO UNMOWED FIELDS SHALL BE SEEDED IN ACCORDANCE WITH STANDARD SPECIFICATIONS 252 AND 250 RESPECTIVELY.

I.D.O.T. TRAFFIC SIGNAL INSTALLATION ELECTRICAL SERVICE REQUIREMENTS					
TYPE	NO. OF LAMP'S	WATTAGE		% OPERATIONS WATTAGE	TOTAL
		INCAND.	LED		
SIGNAL (RED)	6	135	17	0.50	51
(YELLOW)	6	135	25	0.25	37.5
(GREEN)	6	135	15	0.25	22.5
ARROW	4	135	12	0.10	4.8
PED. SIGNAL	-	90	25	1.00	-
CONTROLLER	1	100	100	1.00	100
ILLUM. SIGN			25	0.50	

ENERGY COSTS TO: TOTAL = 215.8

ILLINOIS DEPARTMENT OF TRANSPORTATION
DIVISION OF HIGHWAYS/DISTRICT 1
201 WEST CENTER COURT/SCHAUMBURG, IL 60196
ENERGY SUPPLY: CONTACT: DOROTHY PROSEN
PHONE: (847) 816-5323
COMPANY: COM ED

FILE NAME *	USER NAME = grol	DESIGNED = GR	REVISED Δ 7/17/12 BKS
		DRAWN = GR	REVISED -
	PLOT SCALE = none	CHECKED = BKS	REVISED -
	PLOT DATE = 7/16/2012	DATE = 06/19/2012	REVISED -

STATE OF ILLINOIS
DEPARTMENT OF TRANSPORTATION

TEMPORARY CABLE PLAN, TEMPORARY PHASE DESIGNATION DIAGRAM,
AND TEMPORARY EMERGENCY VEHICLE PREEMPTION SEQUENCE
IL RTE 173 AT I-94 RAMP "B"
SCALE: NONE SHEET NO. 1 OF 1 SHEETS STA. TO STA.

F.A.I. RTE.	SECTION	COUNTY	TOTAL SHEETS	SHEET NO.
94	49-1-R-1	LAKE	677	340
CONTRACT NO. 60L77			ILLINOIS FED. AID PROJECT	

TS-09