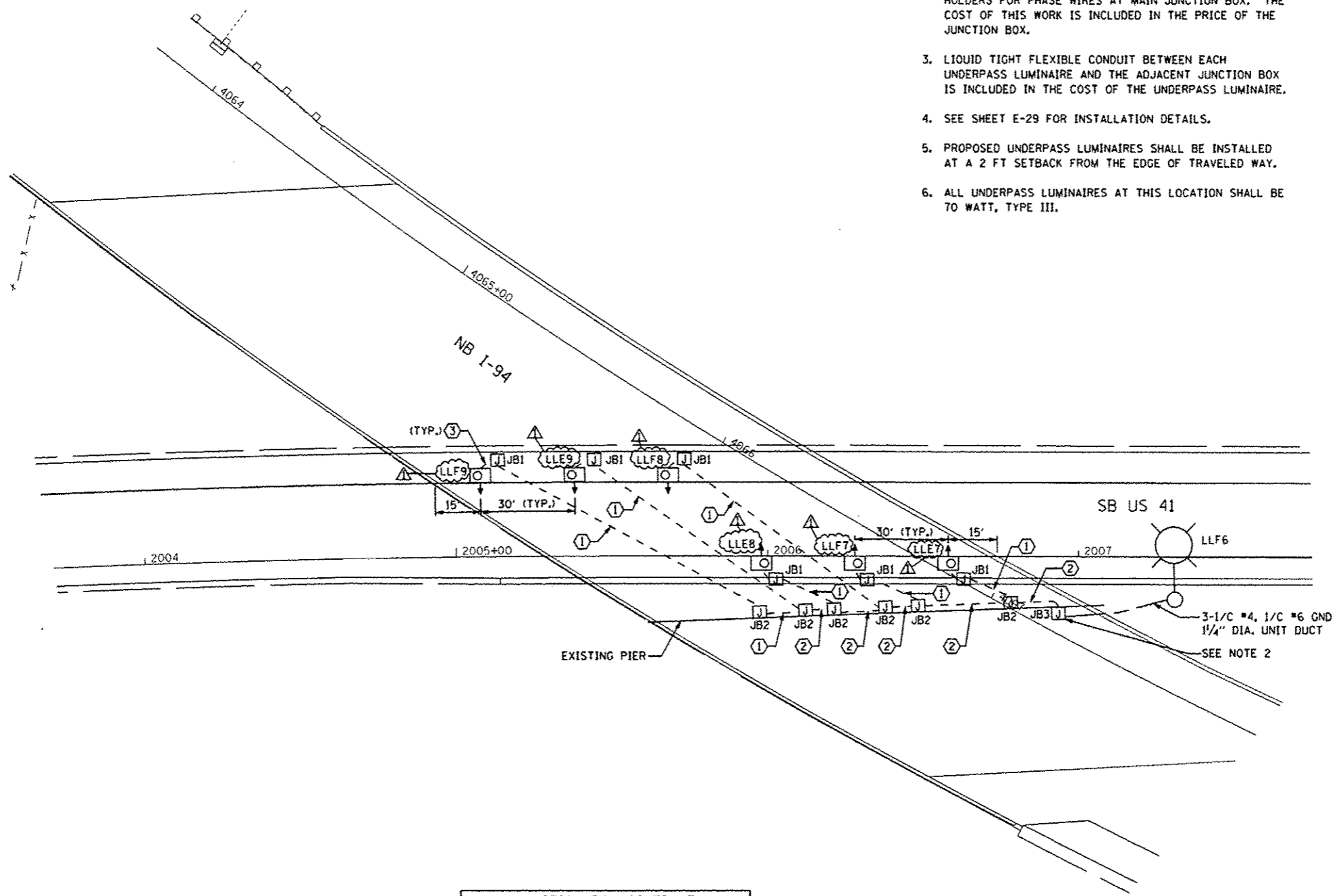




- NOTES:**
- SEE DRAWING E-01 FOR ELECTRICAL SYMBOLS AND ABBREVIATIONS.
  - PROVIDE 30A FUSES WITH DISCONNECT TYPE FUSE HOLDERS FOR PHASE WIRES AT MAIN JUNCTION BOX. THE COST OF THIS WORK IS INCLUDED IN THE PRICE OF THE JUNCTION BOX.
  - LIQUID TIGHT FLEXIBLE CONDUIT BETWEEN EACH UNDERPASS LUMINAIRE AND THE ADJACENT JUNCTION BOX IS INCLUDED IN THE COST OF THE UNDERPASS LUMINAIRE.
  - SEE SHEET E-29 FOR INSTALLATION DETAILS.
  - PROPOSED UNDERPASS LUMINAIRES SHALL BE INSTALLED AT A 2 FT SETBACK FROM THE EDGE OF TRAVELED WAY.
  - ALL UNDERPASS LUMINAIRES AT THIS LOCATION SHALL BE TO WATT, TYPE III.



CABLE /CONDUIT SCHEDULE	
①	2-1/C*10, 1-1/C*10 GND IN 1" DIA PVCC RGC ATTACHED TO STRUCTURE (CKTS AS INDICATED ON THIS DRAWING)
②	3-1/C*10, 1-1/C*10 GND IN 1" DIA PVCC RGC ATTACHED TO STRUCTURE (CKTS AS INDICATED ON THIS DRAWING)
③	2-1/C*10, 1-1/C*10 GND IN 3/4" DIA LIQUID TIGHT FLEXIBLE CONDUIT (CKTS AS INDICATED ON THIS DRAWING)

JUNCTION BOX SCHEDULE		
NO.	SIZE	DESCRIPTION
JB1	6"x6"x4"	STAINLESS STEEL, ATTACHED TO STRUCTURE, UNDERPASS LIGHTING
JB2	12"x10"x6"	STAINLESS STEEL, ATTACHED TO STRUCTURE, UNDERPASS LIGHTING
JB3	16"x14"x6"	STAINLESS STEEL, ATTACHED TO STRUCTURE, UNDERPASS LIGHTING

**EJM ENGINEERING, INC.**  
 411 South Wells Street Suite 1000  
 Chicago, Illinois 60607



FILE NAME	USER NAME * rsonson	DESIGNED * RAS	REVISED 7/17/12 RAS
		DRAWN * BHH	REVISED *
		CHECKED * MKR	REVISED *
		DATE * 6/19/2012	REVISED *

**STATE OF ILLINOIS  
 DEPARTMENT OF TRANSPORTATION**

**NB I-94 AT SB US 41  
 IDOT UNDERPASS LIGHTING PLAN**

SCALE: 1"=20'    SHEET NO. 14 OF 53 SHEETS    STA.    TO STA.

F.A. RTE.	SECTION	COUNTY	TOTAL SHEETS	SHEET NO.
94	49-1-R-1	LAKE	677	374
CONTRACT NO. 60L77			ILLINOIS FED. AID PROJECT	