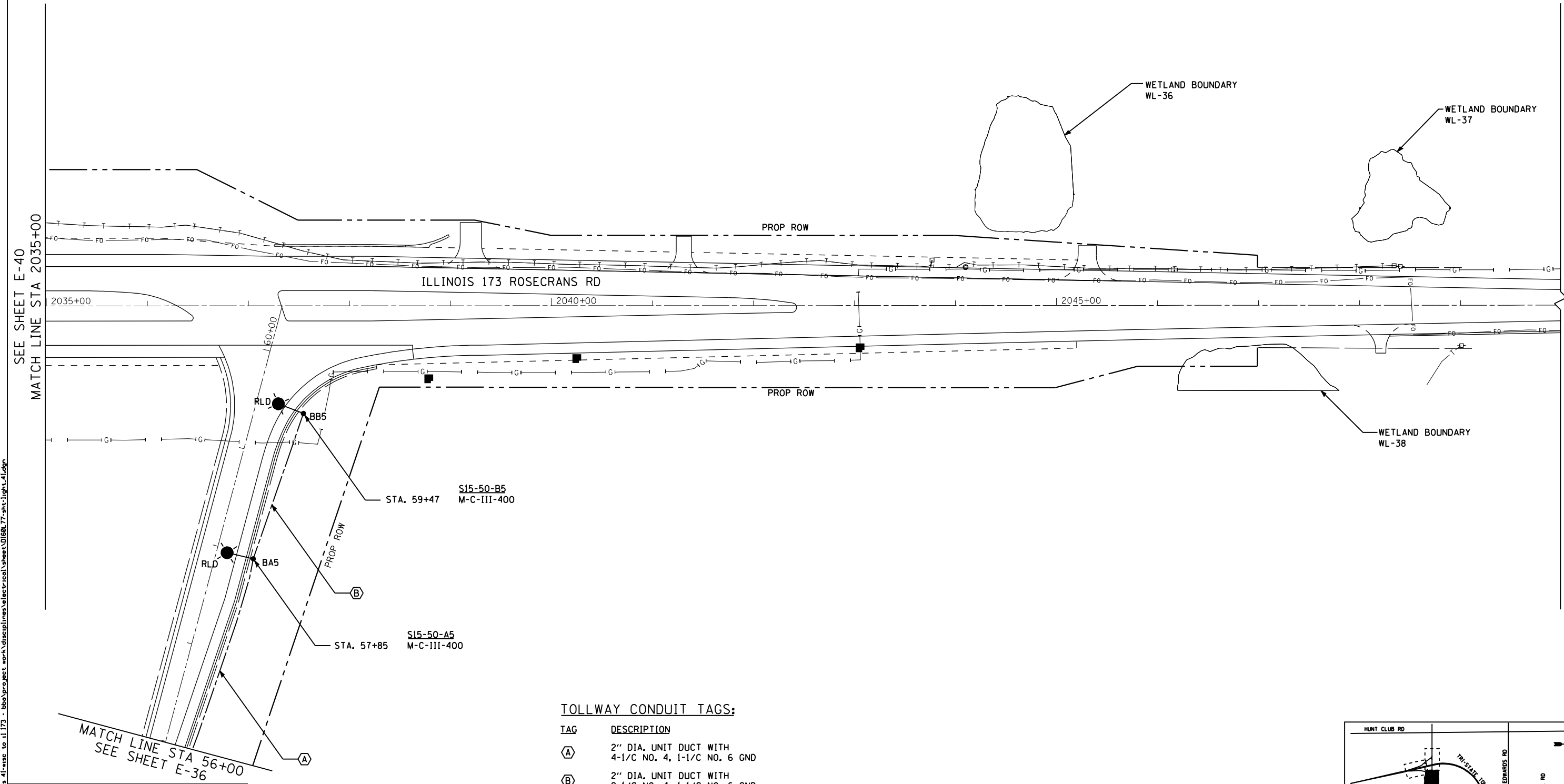


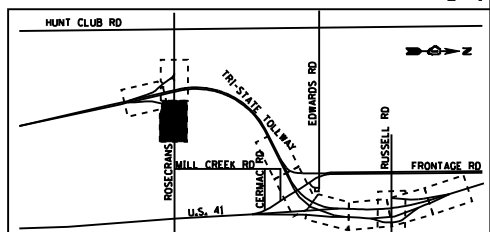
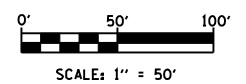
NOTES:
 1. ALL OFFSETS AND LIGHT STANDARD FOUNDATIONS FOR GROUND MOUNTED POLES ARE PER TOLLWAY STANDARD DETAIL H1-01, UNLESS NOTED OTHERWISE.



TOLLWAY CONDUIT TAGS:

TAG	DESCRIPTION
(A)	2" DIA. UNIT DUCT WITH 4-1/C NO. 4, 1-1/C NO. 6 GND
(B)	2" DIA. UNIT DUCT WITH 2-1/C NO. 4, 1-1/C NO. 6 GND
(C)	2" DIA. UNIT DUCT WITH 4-1/C NO. 2, 1-1/C NO. 4 GND

EJM ENGINEERING, INC.
 411 South Wells Street Suite 1000
 Chicago, Illinois 60607



FILE NAME	USER NAME = rsonson	DESIGNED - RAS	REVISED -
		DRAWN - BHH	REVISED -
		CHECKED - MKR	REVISED -
		DATE - 6/19/2012	REVISED -

**STATE OF ILLINOIS
 DEPARTMENT OF TRANSPORTATION**

**PROPOSED TOLLWAY LIGHTING PLAN
 ILLINOIS 173 ROSECRANS RD**

SCALE: 1"=50' SHEET NO. 41 OF 53 SHEETS STA. 2035+00 TO STA. 2050+00

F.A. RTE.	SECTION	COUNTY	TOTAL SHEETS	SHEET NO.
94	49-1-R-1	LAKE	677	401
CONTRACT NO. 60L77				
ILLINOIS FED. AID PROJECT				

s:\projects\2011 us 41-mse to il 173 - bba\proj\set work\disciplines\electrical\sheet\1173-light-41.dgn

E-41