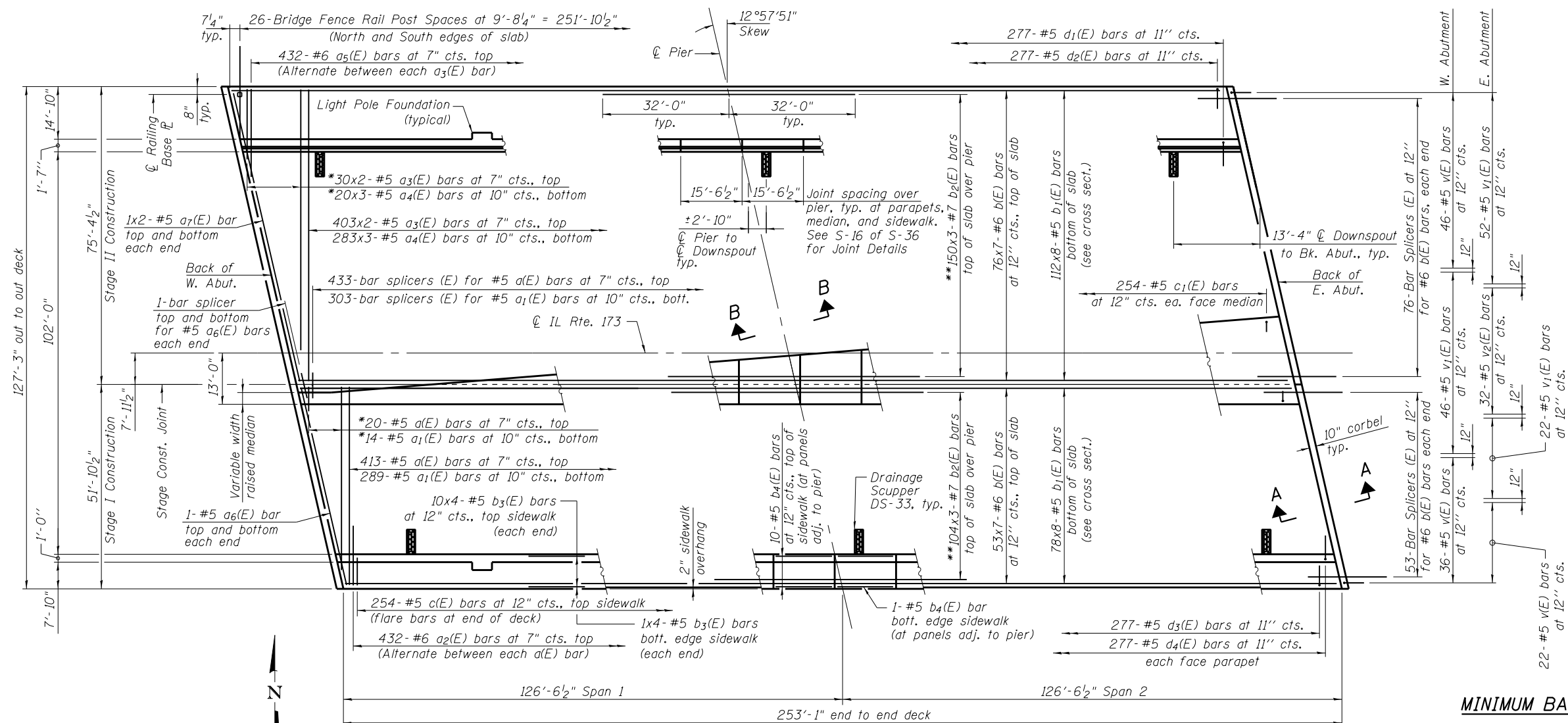
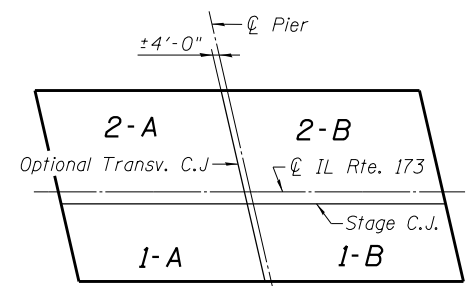


6/19/2012 11:04:48 AM

S:\10105\CADD\60177\_IL\_173\60177\_Sheets\0490535-60177-03-SP.dgn



Notes:  
 See sheet S-14 of S-36 for parapet reinforcement.  
 See sheet S-15 of S-36 for median and light pole foundation reinforcement.  
 See sheet S-16 of S-36 for drainage scupper reinforcement and Bill of Material.  
 For Sections A-A, B-B, and diaphragm details see sheet S-17 of S-36.  
 Bars indicated thus 21 x 3-#5 etc. indicates 21 lines of bars with 3 lengths per line.



**DECK POURING SEQUENCE**

When the deck pour is stopped for the day at one or more of the transverse bonded construction joints in the Deck Pouring Sequence as shown, the next pour shall not be made until both of the following are met:

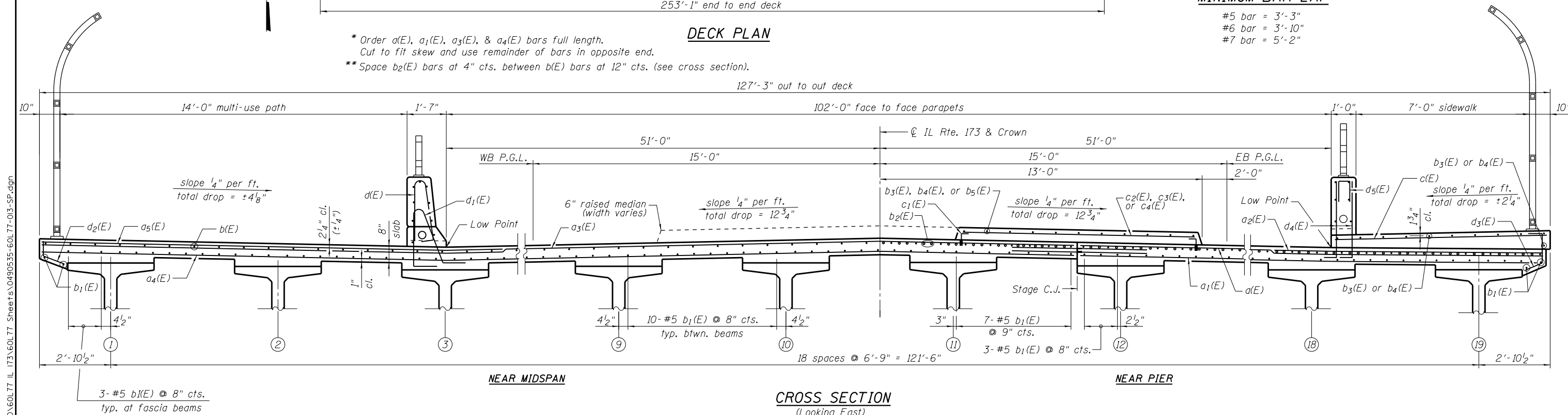
1. At least 72 hours shall have elapsed from the end of the previous pour.
2. The concrete strength shall have attained a minimum flexural strength of 650 psi or a minimum compressive strength of 3500 psi.

**MINIMUM BAR LAP**

- #5 bar = 3'-3"
- #6 bar = 3'-10"
- #7 bar = 5'-2"

**DECK PLAN**

\* Order a(E), a<sub>1</sub>(E), a<sub>3</sub>(E), & a<sub>4</sub>(E) bars full length. Cut to fit skew and use remainder of bars in opposite end.  
 \*\* Space b<sub>2</sub>(E) bars at 4" cts. between b(E) bars at 12" cts. (see cross section).



**STATE OF ILLINOIS  
 DEPARTMENT OF TRANSPORTATION**

**SUPERSTRUCTURE PLAN & CROSS SECTION  
 STRUCTURE NO. 049-0535 (BRIDGE NO. 441)**

BOWMAN, BARRETT & ASSOCIATES INC.  
 CONSULTING ENGINEERS  
 Chicago, Illinois  
 312.228.0100  
 www.bbassocinc.com

USER NAME =	DESIGNED - MRM	DATE - 6/19/2012
PLOT SCALE =	CHECKED - TL	REVISED -
PLOT DATE =	DRAWN - EBP	REVISED -
	CHECKED - MRM	REVISED -

F.A.I. R.T.E.	SECTION	COUNTY	TOTAL SHEETS	SHEET NO.
94	49-1-R-1	LAKE	677	451
CONTRACT NO. 60L77				
ILLINOIS FED. AID PROJECT				

SHEET NO. S-13 OF S-36 SHEETS