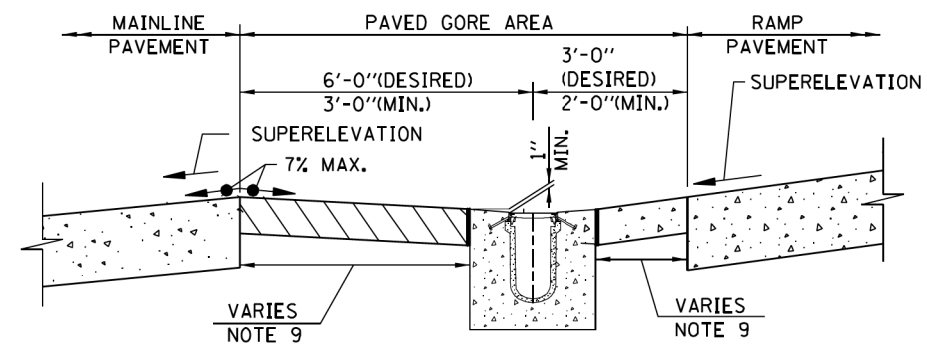
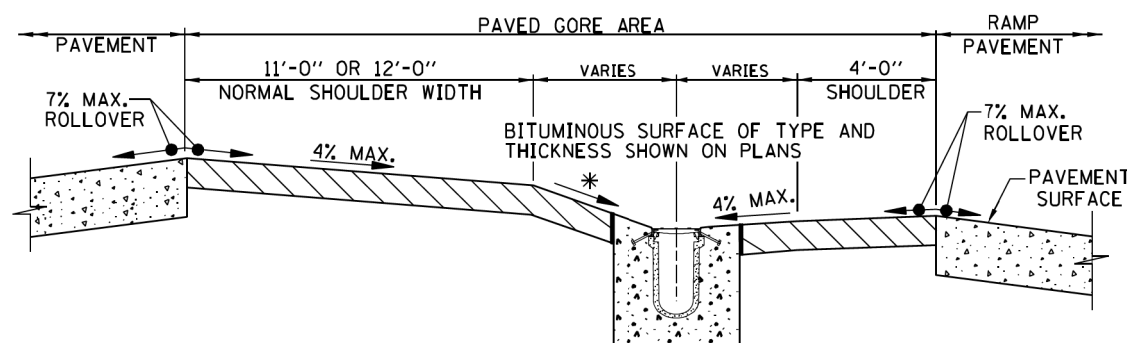


SECTION B-B
PIPE OUTLET TO DRAINAGE STRUCTURE

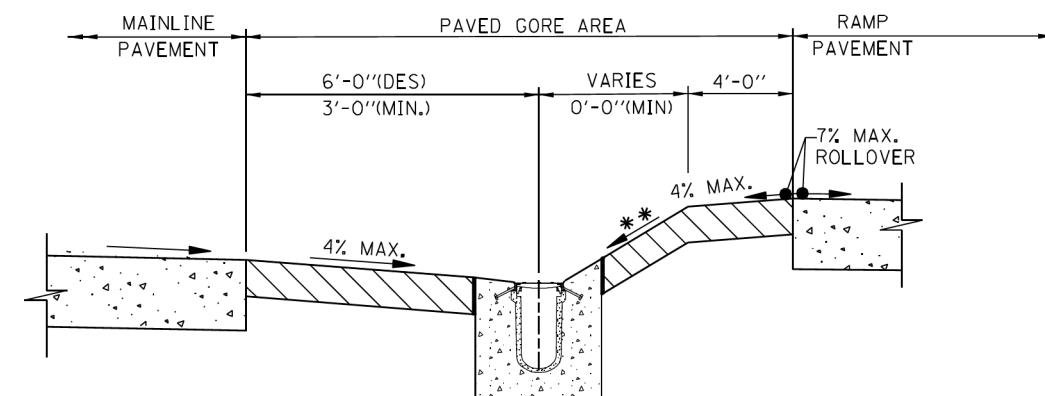


SECTION E-E
RAMP ON OUTSIDE OF
SUPERELEVATED MAINLINE SECTION



SECTION D-D

* 1:10 MAXIMUM FOR NEW CONSTRUCTION
1:4 MAXIMUM FOR REHABILITATION



SECTION C-C

** 4% DESIRABLE FOR NEW CONSTRUCTION
1:10 MAXIMUM FOR NEW CONSTRUCTION
1:4 MAXIMUM FOR REHABILITATION

Paul Kovacs
APPROVED..... CHIEF ENGINEER..... DATE 1-1-2011..

Illinois Tollway
Open Roads for a Faster Future

TRENCH DRAIN DETAIL

STANDARD B12-02

BOWMAN, BARRETT & ASSOCIATES INC.
CONSULTING ENGINEERS
Chicago, Illinois
312.228.0100
www.bbandainc.com



FILE NAME = \$FILES\$	USER NAME = default	DESIGNED -	REVISED -
		DRAWN -	REVISED -
	PLOT SCALE = H=1'-10" V=1'-5"	CHECKED - RGR	REVISED -
	PLOT DATE = 6/18/2012	DATE - 6/19/2012	REVISED -

STATE OF ILLINOIS
DEPARTMENT OF TRANSPORTATION

TOLLWAY STANDARD DRAWING

SCALE: SHEET NO. N/A OF N/A SHEETS STA. TO STA.

F.A. RTE.	SECTION	COUNTY	TOTAL SHEETS	SHEET NO.
94	49-1-R-1	LAKE	677	625
CONTRACT NO. 60L77				
ILLINOIS FED. AID PROJECT				

S:\1101\95-CADD\60L77-IL-175\60L77-Sheets\166L77-shs-1511a.dgn