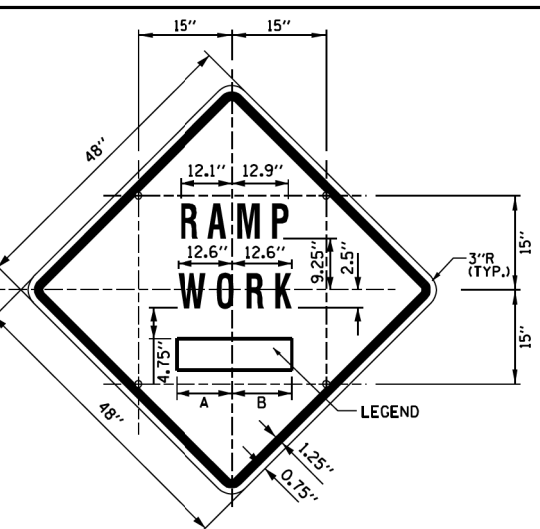


SIGN TS-1 (O)

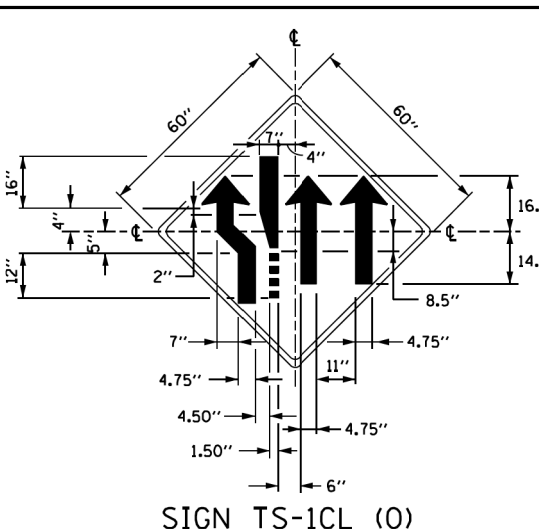
COLOR: BACKGROUND - FLUORESCENT ORANGE (O)
 BORDER AND SYMBOL - BLACK
 SIZE: 48"x48"
 MOUNTING HOLES: 7/16" DIA., 4 HOLES SPACED AS SHOWN
 NOTE: SIGN TS-1L IS SHOWN; REVERSE SYMBOL FOR SIGN TS-1R



SIGN TS-2 (O)

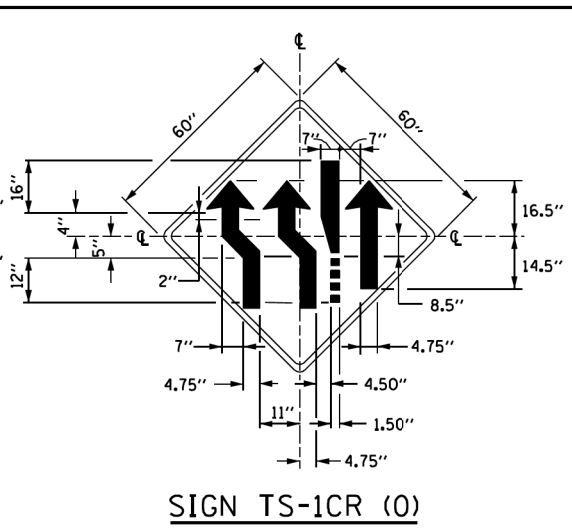
COLOR: BACKGROUND - FLUORESCENT ORANGE (O)
 BORDER AND SYMBOL - BLACK
 SIZE: 48"x48"
 LETTERING: 7" FEDERAL SERIES D
 MOUNTING HOLES: 7/16" DIA., 4 HOLES SPACED AS SHOWN

SIGN NO.	LEGEND	A	B
TS-2A	AHEAD	15.50"	15.50"
TS-2B	500 FT	14.25"	15.13"
TS-2C	1000 FT	14.88" L2	15.75" L2
TS-2D	1500 FT	14.88" L2	15.75" L2
TS-2E	1/2 MILE	15.75" L3	15.75" L3
TS-2F	1 MILE	13.06"	13.06"



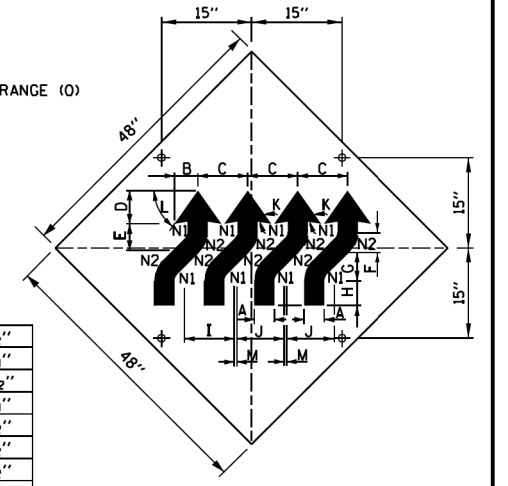
SIGN TS-1CL (O)

COLOR: BACKGROUND - FLUORESCENT ORANGE (O)
 BORDER AND SYMBOL - BLACK
 (NON-REFLECTORIZED)



SIGN TS-1CR (O)

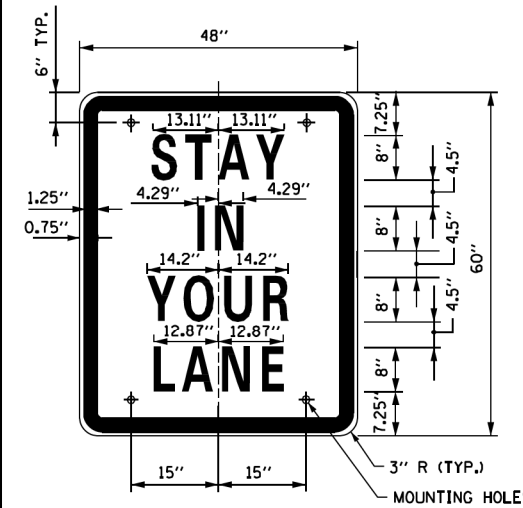
COLOR: BACKGROUND - FLUORESCENT ORANGE (O)
 BORDER AND SYMBOL - BLACK
 (NON-REFLECTORIZED)



SIGN WI-4dR (O)

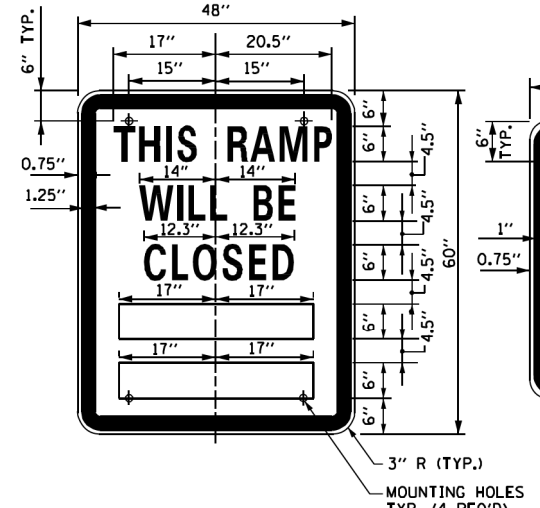
COLOR: BACKGROUND, FLUORESCENT ORANGE (O)
 TYPE A REFLECTIVE SHEETING PER STANDARD SPECIFICATIONS (*A)
 BORDER AND LETTERS - BLACK
 SIZE: 48"x48"
 MOUNTING HOLES: 7/16" DIA., 4 HOLES SPACED AS SHOWN.

A	4 1/2"
B	5 3/4"
C	12 1/2"
D	7 3/4"
E	6 1/2"
F	4 1/2"
G	6 1/2"
H	6"
I	12 3/4"
J	12"
K	45°
L	55°
M	0 3/4"
N1	2"
N2	6 1/2"



SIGN TS-3

COLOR: BACKGROUND - WHITE (REFLECTORIZED)(*A)
 BORDER AND LETTERS - BLACK
 SIZE: 48"x60"
 LETTERING: LEGEND - 8" FEDERAL SERIES D
 MOUNTING HOLES: 7/16" DIA., 4 HOLES, SPACED AS SHOWN

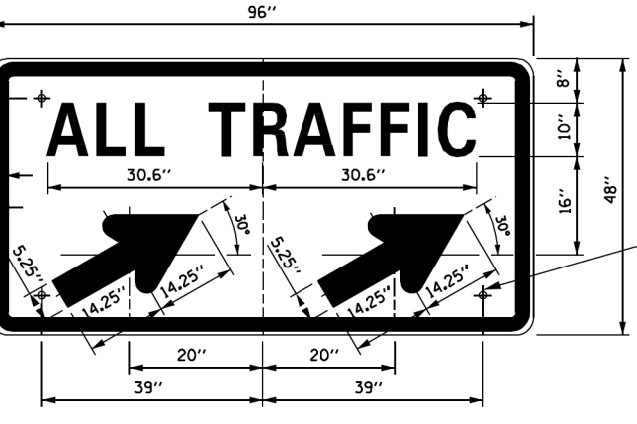


SIGN TS-4

COLOR: BACKGROUND - WHITE (REFLECTORIZED)(*A)
 BORDER AND LETTERS - BLACK
 SIZE: 48"x60"
 LETTERING: LEGEND - 6" FEDERAL SERIES C
 MOUNTING HOLES: 7/16" DIA., 4 HOLES, SPACED AS SHOWN

RAMP CLOSURE ADVANCE INFORMATION SIGN

THE VARIABLE MESSAGE WITH DATES FOR THE BOTTOM TWO LINES SHALL BE DETERMINED BY THE ENGINEER AND GIVEN TO THE CONTRACTOR BEFORE THE REQUIRED FIELD ERECTION DATE.



SIGN TS-5a & TS-5b

COLOR: BACKGROUND - WHITE (REFLECTORIZED)(*A)
 BORDER AND LETTERS - BLACK
 ARROW - BLACK
 SIZE: 96"x48"
 LETTERING: 10" FEDERAL SERIES D
 MOUNTING HOLES: 7/16" DIA., 4 HOLES, SPACED AS SHOWN
 NOTE: SIGN TS-5a IS SHOWN, SUBSTITUTE LEGEND " " FOR " " FOR SIGN TS-5b

NOTES:

- ALL LETTERING IS DESIGNATED BY SIZE AND SERIES IN ACCORDANCE WITH THE LATEST EDITION OF "STANDARD ALPHABETS FOR HIGHWAY SIGNS AND PAVEMENT MARKINGS" AS PUBLISHED BY THE U.S. DEPARTMENT OF TRANSPORTATION. LETTERING SPACING SHALL BE IN ACCORDANCE WITH THIS GUIDE EXCEPT WHERE NOTED.
- SYMBOLS AND ARROWS SHALL CONFORM TO THE DETAILS SHOWN IN THE LATEST EDITION OF "STANDARD HIGHWAY SIGNS" AS PUBLISHED BY THE U.S. DEPARTMENT OF TRANSPORTATION.
- SEE THE CONTRACT REQUIREMENTS FOR ADDITIONAL NOTES AND SPECIFICATIONS.
 (O) FLUORESCENT ORANGE REFLECTIVE SHEETING PER THE STANDARD SPECIFICATIONS.
 (*A) - REFLECTIVE SHEETING PER THE STANDARD SPECIFICATIONS.
- DIMENSIONS INDICATED THUS L ARE BASED ON A REDUCTION IN STANDARD LETTERING SPACING AS SHOWN BELOW:
 L1 SPACING REDUCED BY 25%
 L2 SPACING REDUCED BY 40%
 L3 SPACING REDUCED BY 50%

APPROVED *Paul Kovacs* CHIEF ENGINEER DATE 5-1-2009...

Illinois Tollway
Open Roads for a Faster Future

CONSTRUCTION SIGNS

STANDARD E1-02

DATE	REVISIONS
5-1-2009	DELETED FLASHING ARROW BOARDS
1-1-2011	ADDED SIGN COLOR DESIGNATION

BOWMAN, BARRETT & ASSOCIATES INC.
 CONSULTING ENGINEERS
 Chicago, Illinois
 312.228.0100
 www.bbandainc.com

FILE NAME = \$FILES\$	USER NAME = default	DESIGNED -	REVISED -
		DRAWN -	REVISED -
		CHECKED - RGR	REVISED -
		DATE - 6/19/2012	REVISED -

STATE OF ILLINOIS
 DEPARTMENT OF TRANSPORTATION

TOLLWAY STANDARD DRAWING

SCALE: SHEET NO. N/A OF N/A SHEETS STA. TO STA.

F.A. RTE.	SECTION	COUNTY	TOTAL SHEETS	SHEET NO.
94	49-1-R-1	LAKE	677	655
CONTRACT NO. 60L77				
ILLINOIS FED. AID PROJECT				

S:\1101\95-CADD\60L77 IL 175\60L77 Sheets\160L77-INT-151TH.dwg