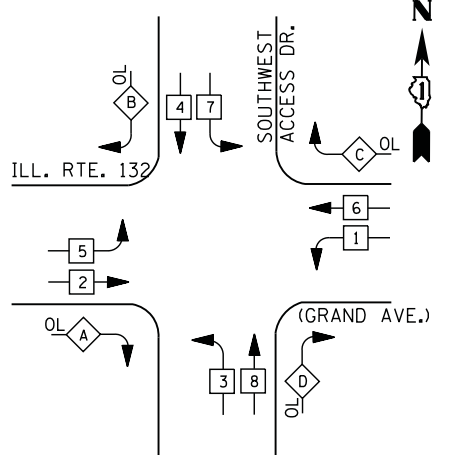
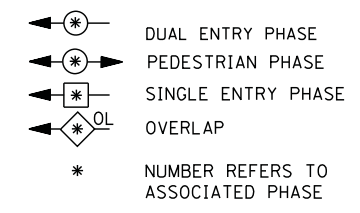


CONTROLLER SEQUENCE



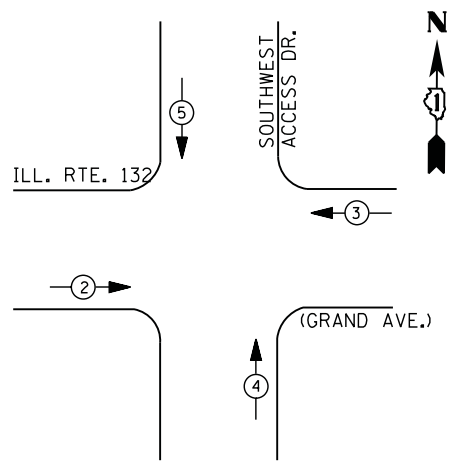
LEGEND



RIGHT TURN OVERLAP PHASE DESIGNATION

OVERLAP LETTER	PERMISSIVE PHASE	PROTECTED PHASE
A =	2 +	3
B =	4 +	5
C =	6 +	7
D =	8 +	1

PHASE DESIGNATION DIAGRAM



EMERGENCY VEHICLE PREEMPTION SEQUENCE

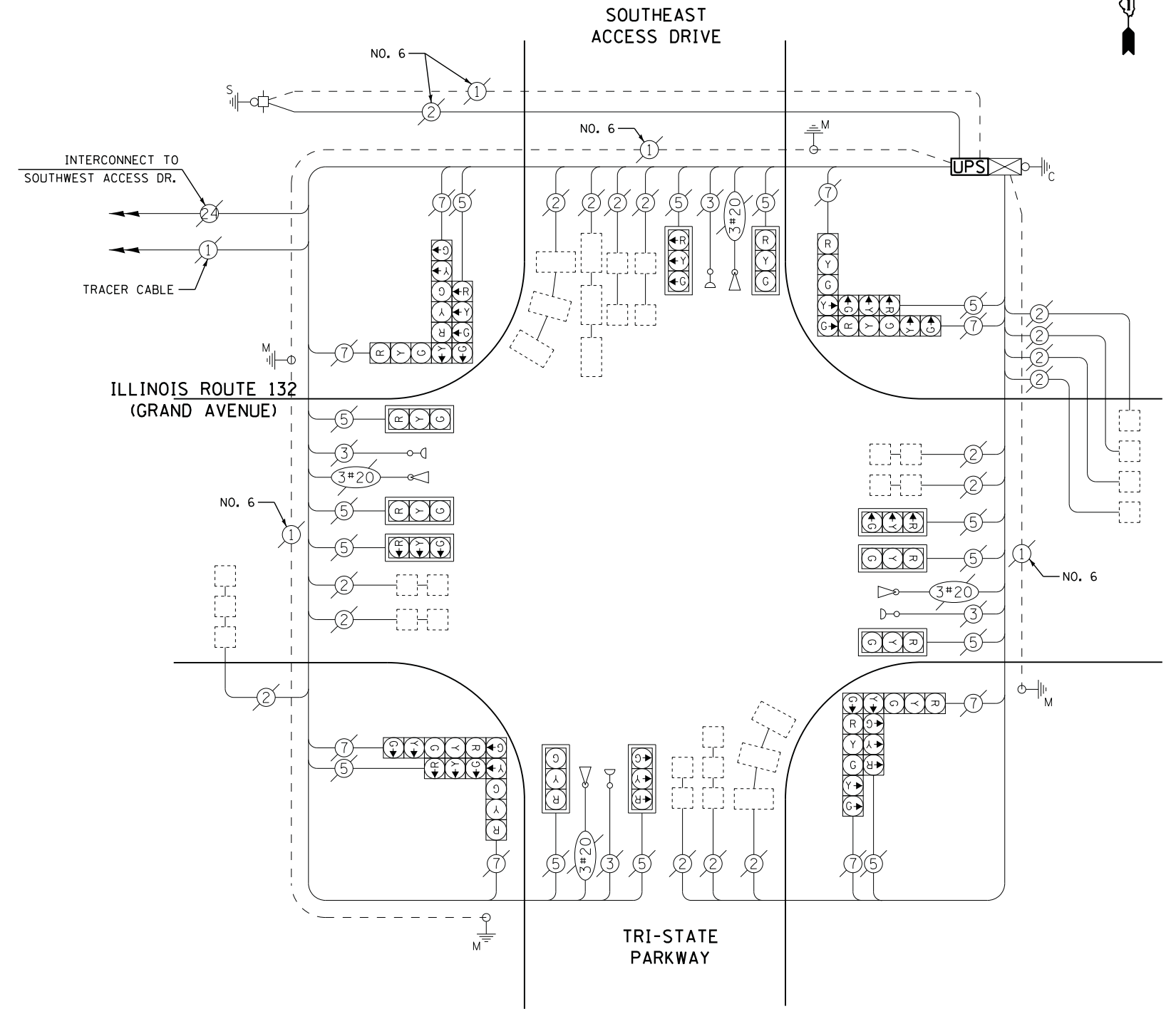
EMERGENCY VEHICLE PREEMPTORS				
EMERGENCY VEHICLE PREEMPTOR	2	3	4	5
MOVEMENT	→	←	↑	↓

I. D. O. T. TRAFFIC SIGNAL INSTALLATION ELECTRICAL SERVICE REQUIREMENTS

TYPE	NO. LAMPS	WATTAGE		% OPERATIONS	TOTAL WATTAGE
		INCAND.	LED		
SIGNAL (RED)	22	135	17	0.50	187
(YELLOW)	22	135	25	0.25	138
(GREEN)	22	135	15	0.25	83
ARROW	16	135	12	0.10	19
PED. SIGNAL		90	25	1.00	
CONTROLLER	1	100	100	1.00	100
ILLUM. SIGN		252	25	0.05	
VIDEO SYSTEM		150	-	1.00	
TOTAL =					527

ENERGY COSTS- **BILLED TO: VILLAGE OF GURNEE**
 325 N. O'PLAINE RD
 GURNEE, IL 60031-2636

ENERGY SUPPLY - CONTACT **TERRI BLECK**
 PHONE 847-816-5239
 COMMONWEALTH EDISON



CABLE PLAN

SCHEDULE OF QUANTITIES

QUANTITY	UNIT	ITEM
1	EACH	MAINTENANCE OF EXISTING TRAFFIC SIGNAL INSTALLATION
1	EACH	MODIFY EXISTING CONTROLLER CABINET
1	EACH	UNINTERRUPTABLE POWER SUPPLY, SPECIAL