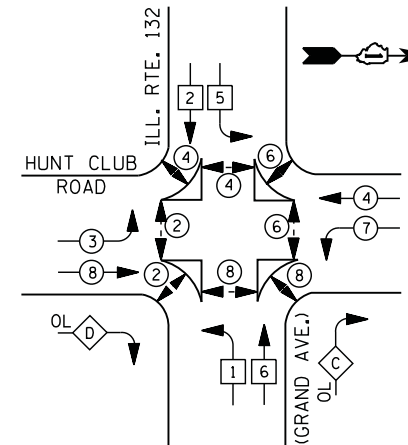


**CONTROLLER SEQUENCE**

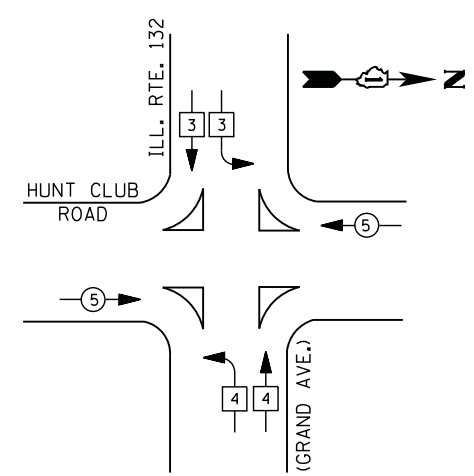


- LEGEND**
- ⊙ DUAL ENTRY PHASE
  - ⊙ PEDESTRIAN PHASE
  - ⊙ SINGLE ENTRY PHASE
  - ⊙ OVERLAP
  - \* NUMBER REFERS TO ASSOCIATED PHASE

**RIGHT TURN OVERLAP PHASE DESIGNATION**

OVERLAP LETTER	PERMISSIVE PHASE	PROTECTED PHASE
C =	6 +	7
D =	8 +	1

**PHASE DESIGNATION DIAGRAM**



**REMOVAL OF EXISTING TRAFFIC SIGNAL EQUIPMENT**

THE FOLLOWING ITEMS SHALL BE REMOVED BY THE CONTRACTOR AND SHALL BE DISPOSED OF BY THEM OUTSIDE THE RIGHT-OF-WAY AT THEIR EXPENSE. THE SALVAGE VALUE OF THE REMOVED EQUIPMENT SHALL BE REFLECTED IN THE CONTRACT BID PRICE.

- 14 EACH PEDESTRIAN SIGNAL HEAD
- 8 EACH PEDESTRIAN PUSH-BUTTON

UPS SHALL BE INSTALLED ON LEFT SIDE OF CONTROLLER CABINET DUE TO PHYSICAL CONSTRAINT, OR AS DIRECTED BY THE ENGINEER

**EMERGENCY VEHICLE PREEMPTION SEQUENCE**

EMERGENCY VEHICLE PREEMPTORS			
EMERGENCY VEHICLE PREEMPTOR	3	4	5
MOVEMENT	↙ ↘	↖ ↗	↔

I. D. O. T.  
 TRAFFIC SIGNAL INSTALLATION  
 ELECTRICAL SERVICE REQUIREMENTS

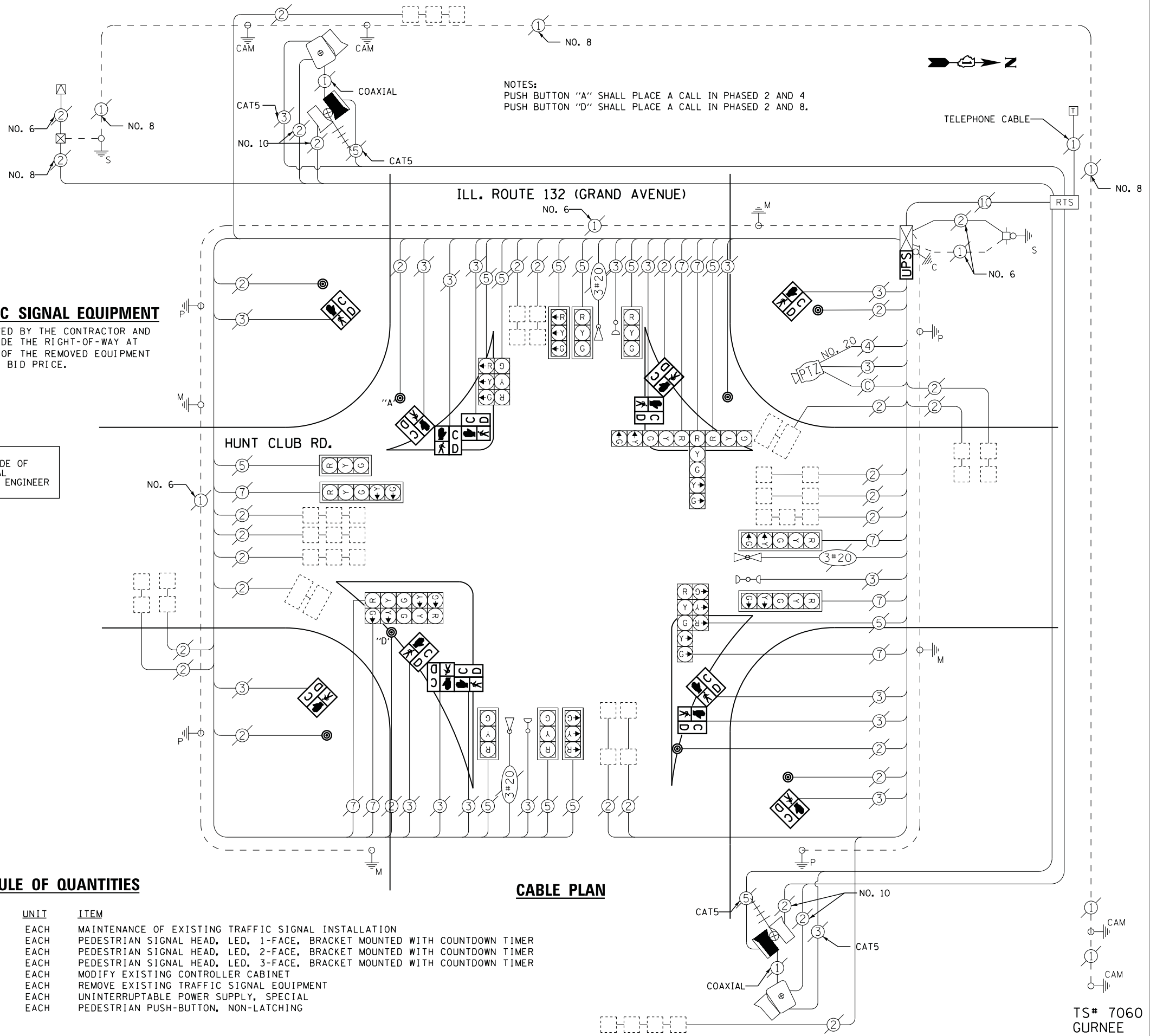
TYPE	NO. LAMPS	WATTAGE		% OPERATIONS	TOTAL WATTAGE
		INCAND.	LED		
SIGNAL (RED)	19	135	17	0.50	162
(YELLOW)	19	135	25	0.25	119
(GREEN)	19	135	15	0.25	71
ARROW	16	135	12	0.10	19
PED. SIGNAL	14	90	25	1.00	350
CONTROLLER	1	100	100	1.00	100
ILLUM. SIGN	--	252	25	0.05	--
VIDEO SYSTEM	--	150	-	1.00	--
TOTAL =					821

ENERGY COSTS- BILLED TO: IDOT DISTRICT 1  
 201 WEST CENTER COURT  
 SCHAUMBURG, IL 60196-1096

ENERGY SUPPLY - CONTACT TERRI BLECK  
 PHONE 847-816-5239  
 COMMONWEALTH EDISON

**SCHEDULE OF QUANTITIES**

QUANTITY	UNIT	ITEM
1	EACH	MAINTENANCE OF EXISTING TRAFFIC SIGNAL INSTALLATION
4	EACH	PEDESTRIAN SIGNAL HEAD, LED, 1-FACE, BRACKET MOUNTED WITH COUNTDOWN TIMER
2	EACH	PEDESTRIAN SIGNAL HEAD, LED, 2-FACE, BRACKET MOUNTED WITH COUNTDOWN TIMER
2	EACH	PEDESTRIAN SIGNAL HEAD, LED, 3-FACE, BRACKET MOUNTED WITH COUNTDOWN TIMER
1	EACH	MODIFY EXISTING CONTROLLER CABINET
1	EACH	REMOVE EXISTING TRAFFIC SIGNAL EQUIPMENT
1	EACH	UNINTERRUPTABLE POWER SUPPLY, SPECIAL
8	EACH	PEDESTRIAN PUSH-BUTTON, NON-LATCHING



NOTES:  
 PUSH BUTTON "A" SHALL PLACE A CALL IN PHASE 2 AND 4  
 PUSH BUTTON "D" SHALL PLACE A CALL IN PHASE 2 AND 8.

**CABLE PLAN**

FILE NAME = USER NAME = \*USER\*  
 N:\Projects\312004\DesignCAD\Sheet Files\12-002 Sheets NE Lake Co\07060\_CAB\_LAKE.dgn  
 PLOT SCALE = \*SCALE\*  
 PLOT DATE = 5/16/2012

DESIGNED - DW  
 DRAWN - JDH  
 CHECKED - KMM  
 DATE -

STATE OF ILLINOIS  
 DEPARTMENT OF TRANSPORTATION

ILLINOIS RTE 132 (GRAND AVE) AT HUNT CLUB ROAD  
 SCHEDULE OF QUANTITIES, CABLE PLAN, PHASE DESIGNATION DIAGRAM  
 AND EMERGENCY VEHICLE PREEMPTION SEQUENCE

SCALE: N.T.S. SHEET NO. OF SHEETS STA. TO STA.

F.A. RTE.	SECTION	COUNTY	TOTAL SHEETS	SHEET NO.
	2012-004 I	LAKE	97	31

CONTRACT NO. 60T42  
 ILLINOIS FED. AID PROJECT

TS# 7060  
 GURNEE