CIVIL ENGINEERING CONSULTANTS
RVA
Regina Webster & Associates, Inc.
8619 W. Bryn Mawr Ave., Suite 602
Chicago, IL 60631-3551
773-283-2600 Fax: 773-283-2602
www.RWAengineers.com

CONTROLLER SEQUENCE

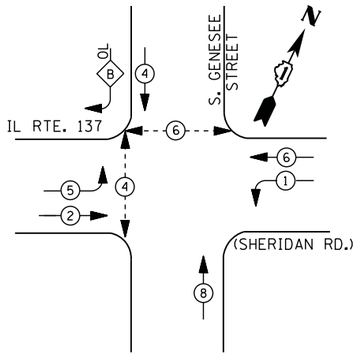

LEGEND

- DUAL ENTRY PHASE
- PEDESTRIAN PHASE
- SINGLE ENTRY PHASE
- OVERLAP
- * NUMBER REFERS TO ASSOCIATED PHASE

1. REPLACE 14 FT. PAINTED POST. RE-USE EXISTING TYPE A CONCRETE FOUNDATION.
2. REPLACE 15 FT. PAINTED POST. RE-USE EXISTING TYPE A CONCRETE FOUNDATION.
3. REPLACE 16 FT. PAINTED POST. RE-USE EXISTING TYPE A CONCRETE FOUNDATION.
4. REPLACE 18 FT. PAINTED POST. RE-USE EXISTING TYPE A CONCRETE FOUNDATION.

RIGHT TURN OVERLAP PHASE DESIGNATION

OVERLAP LETTER		PERMISSIVE PHASE		PROTECTED PHASE
B	=	4	+	5

PHASE DESIGNATION DIAGRAM

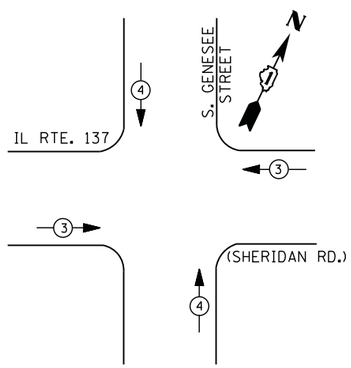

EMERGENCY VEHICLE PREEMPTION SEQUENCE

EMERGENCY VEHICLE PREEMPTORS		
EMERGENCY VEHICLE PREEMPTOR	3	4
MOVEMENT	← →	↓ ↑

I. D. O. T.
TRAFFIC SIGNAL INSTALLATION
ELECTRICAL SERVICE REQUIREMENTS

TYPE	NO. LAMPS	WATTAGE INCAND.	WATTAGE LED	% OPERATIONS	TOTAL WATTAGE
SIGNAL (RED)	13	135	17	0.50	111
(YELLOW)	13	135	25	0.25	81
(GREEN)	13	135	15	0.25	49
ARROW	12	135	12	0.10	14
PED. SIGNAL	4	90	25	1.00	100
CONTROLLER	1	100	100	1.00	100
ILLUM. SIGN		252	25	0.05	
VIDEO SYSTEM		150	-	1.00	
FLASHER LED					
				TOTAL =	455

ENERGY COSTS- BILLED TO: CITY OF WAUKEGAN
100 N. MARTIN LUTHER KING JR. AVE
WAUKEGAN, IL 60085

ENERGY SUPPLY - CONTACT TERRI BLECK
PHONE 847-816-5239
COMMONWEALTH EDISON

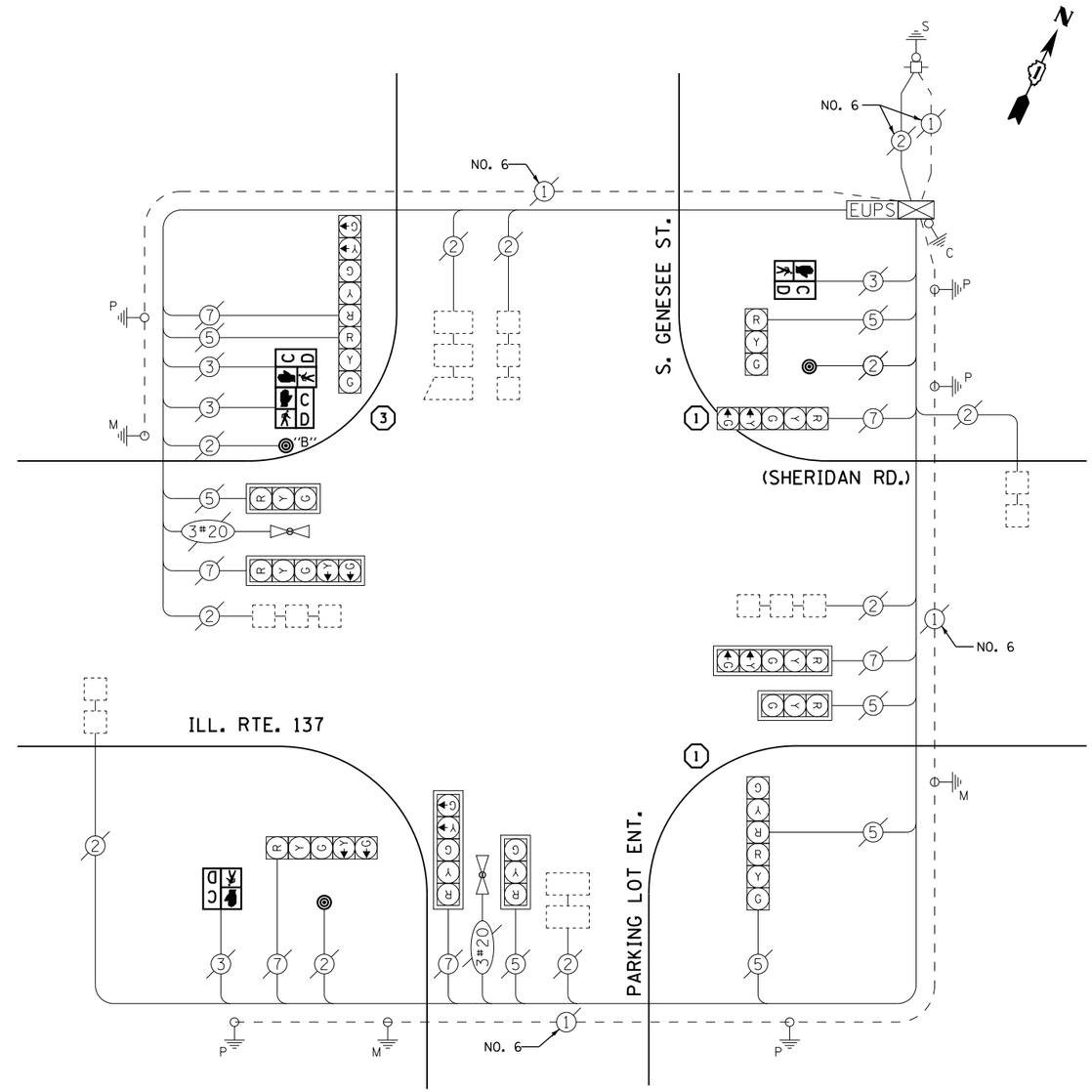

CABLE PLAN

NOTES:
PUSH BUTTON "B" SHALL PLACE A CALL IN PHASES 4 AND 6.

SCHEDULE OF QUANTITIES

QUANTITY	UNIT	ITEM
1	EACH	MAINTENANCE OF EXISTING TRAFFIC SIGNAL INSTALLATION
2	EACH	TRAFFIC SIGNAL POST, GALVANIZED STEEL 14 FT.
1	EACH	TRAFFIC SIGNAL POST, GALVANIZED STEEL 16 FT.
2	EACH	PEDESTRIAN SIGNAL HEAD, LED, 1-FACE, BRACKET MOUNTED WITH COUNTDOWN TIMER
1	EACH	PEDESTRIAN SIGNAL HEAD, LED, 2-FACE, BRACKET MOUNTED WITH COUNTDOWN TIMER
5	EACH	RELOCATE EXISTING SIGNAL HEAD
1	EACH	REMOVE EXISTING TRAFFIC SIGNAL EQUIPMENT
3	EACH	PEDESTRIAN PUSH-BUTTON, NON-LATCHING

REMOVAL OF EXISTING TRAFFIC SIGNAL EQUIPMENT

THE FOLLOWING ITEMS SHALL BE REMOVED BY THE CONTRACTOR AND SHALL BE DISPOSED OF BY THEM OUTSIDE THE RIGHT-OF-WAY AT THEIR EXPENSE. THE SALVAGE VALUE OF THE REMOVED EQUIPMENT SHALL BE REFLECTED IN THE CONTRACT BID PRICE.

4	EACH	PEDESTRIAN SIGNAL HEAD
3	EACH	PEDESTRIAN PUSH-BUTTON
3	EACH	SIGNAL POST

TS# 15131
WAUKEGAN

FILE NAME = N:\Projects3\12004\DesignCAD\Sheet Files\12-002 Sheets NE Lake Co\15131_CAB_LAKE.dgn	USER NAME = $USER$	DESIGNED - DW	REVISED -
	PLOT SCALE = $SCALE$	DRAWN - JDH	REVISED -
	PLOT DATE = 5/16/2012	CHECKED - KMM	REVISED -
		DATE -	REVISED -

STATE OF ILLINOIS
DEPARTMENT OF TRANSPORTATION

IL ROUTE 137 (SHERIDAN RD) AT S. GENESEE ST
SCHEDULE OF QUANTITIES, CABLE PLAN, PHASE DESIGNATION DIAGRAM AND EMERGENCY VEHICLE PREEMPTION SEQUENCE

SCALE: N.T.S. | SHEET NO. OF SHEETS | STA. TO STA.

F.A. RTE.	SECTION	COUNTY	TOTAL SHEETS	SHEET NO.
	2012-004 I	LAKE	97	63
		CONTRACT NO. 60T42		
		ILLINOIS FED. AID PROJECT		