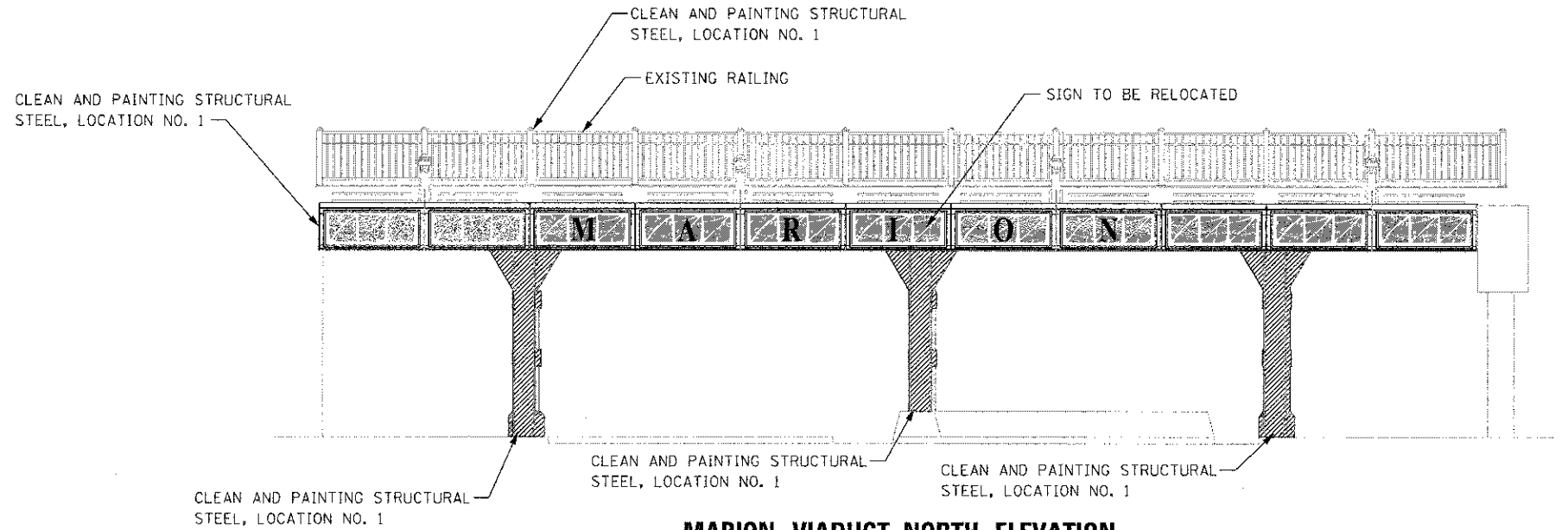


NOTES:

1. ALL DIMENSIONS INCLUDING BUT NOT LIMITED TO EXISTING FASCIA STRUCTURE BRACKET SPACING, AND RAILING SPACING TO BE FIELD VERIFIED BY CONTRACTOR.
2. EACH SIGN TO BE RELOCATED TO BE CENTERED BETWEEN THE BRACKETS OF THE EXISTING FASCIA STRUCTURE.
3. SEE ELECTRICAL PLAN FOR LIGHTING AND ELECTRICAL MODIFICATIONS.
4. CLEANING AND PAINTING STRUCTURAL STEEL, AT THE LOCATION ENUMERATED SHALL INCLUDE BUT IS NOT LIMITED TO COLUMNS, PIER BENTS, BASE PLATES, BRACKETS, FASCIA BEAM, AND CONNECTIONS. THE BEAMS COMPRISING THE MAIN SUPERSTRUCTURE SHALL NOT BE PAINTED.

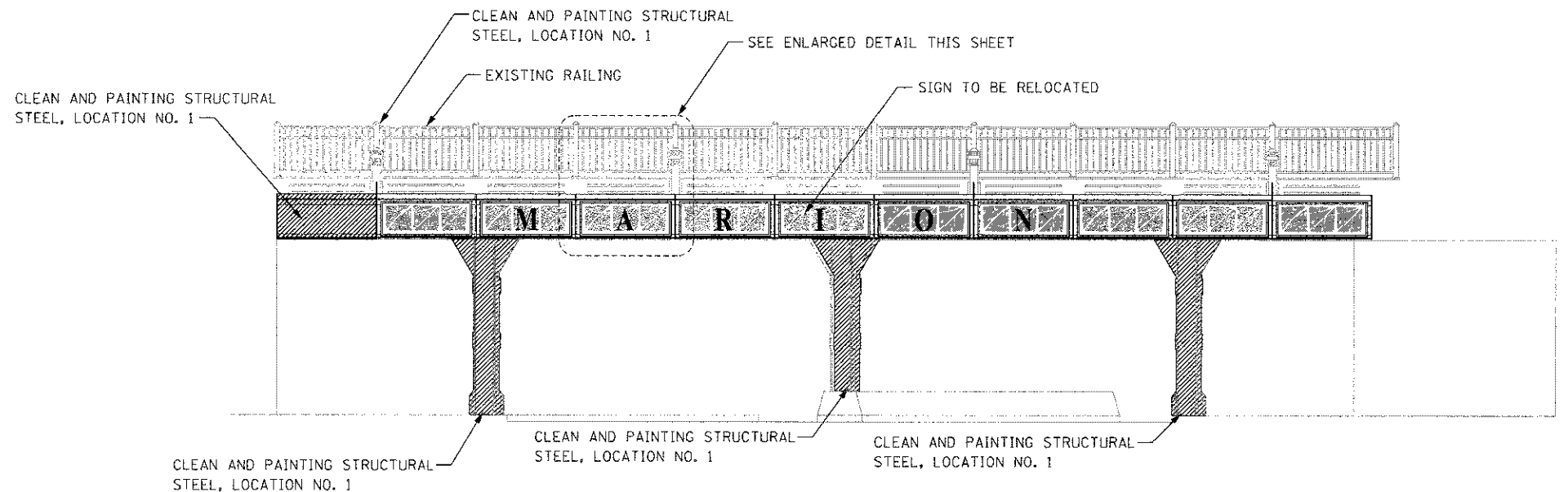
LEGEND:

 EXISTING SURFACE TO BE PAINTED



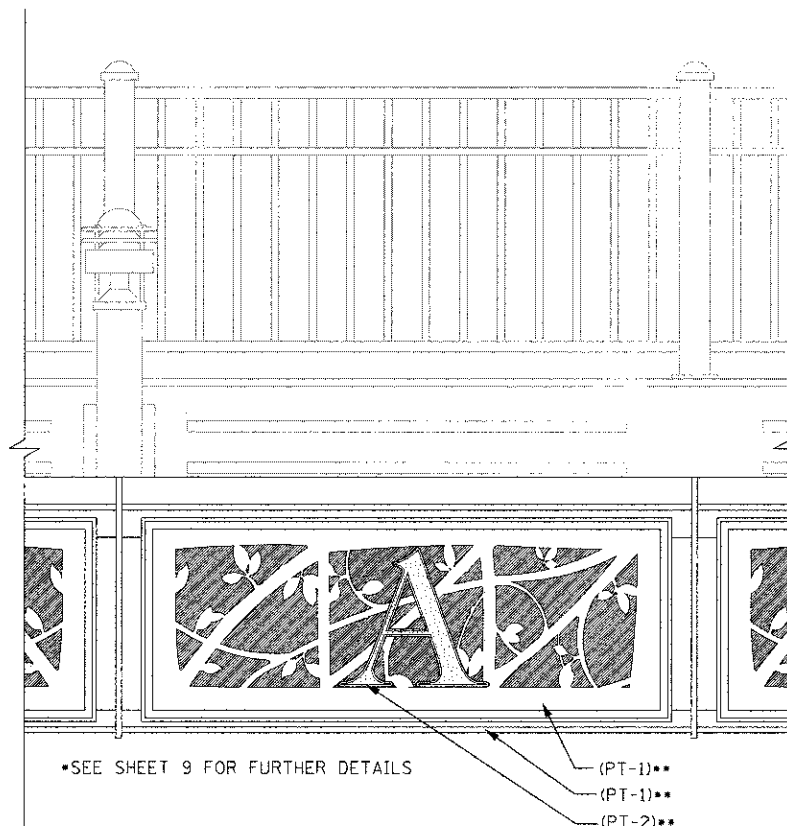

MARION VIADUCT NORTH ELEVATION

NOTE: ONE ILLUMINE 36 IP OPTIC 30 RGB SHALL BE PROVIDED FOR EACH PANEL OF THE SIGN TO BE RELOCATED. THE FIXTURE, CONDUIT, ELECTRIC CABLE AND ANY OTHER MATERIALS NEEDED TO INSTALL EACH ILLUMINE 36 IP OPTIC 30 RGB SHALL BE INCLUDED IN THE UNIT PRICE OF SIGN TO BE RELOCATED.



MARION VIADUCT SOUTH ELEVATION

NOTE: ONE ILLUMINE 36 IP OPTIC 30 RGB SHALL BE PROVIDED FOR EACH PANEL OF THE SIGN TO BE RELOCATED. THE FIXTURE, CONDUIT, ELECTRIC CABLE AND ANY OTHER MATERIALS NEEDED TO INSTALL EACH ILLUMINE 36 IP OPTIC 30 RGB SHALL BE INCLUDED IN THE UNIT PRICE OF SIGN TO BE RELOCATED.



ENLARGED FASCIA DETAIL

NOT TO SCALE

** PAINT COLORS DEFINED IN SPECIAL PROVISIONS

FILE NAME: S:\JDL\12700-6799\6799A\02\Marion.dwg Sheets\DIR\12722-ant-marion-elev.dwg

SA
STRAND
ASSOCIATES*

1170 SOUTH HOUBOLT ROAD
JOLIET, ILLINOIS 60431
(815) 744-4200

USER NAME = amandaj
DESIGNED - JDM
DRAWN - JKP
CHECKED - MTC
DATE - 05-07-2012

REVISED -
REVISED -
REVISED -
REVISED -

STATE OF ILLINOIS
DEPARTMENT OF TRANSPORTATION

MARION STREET VIADUCT ELEVATIONS

SCALE: AS SHOWN SHEET NO. OF SHEETS STA. TO STA.

F.A.U. RTE.	SECTION	COUNTY	TOTAL SHEETS	SHEET NO.
2783	11-00253-00-LS	COOK	24	9
CONTRACT NO. 63722				
ILLINOIS FED. AID PROJECT				