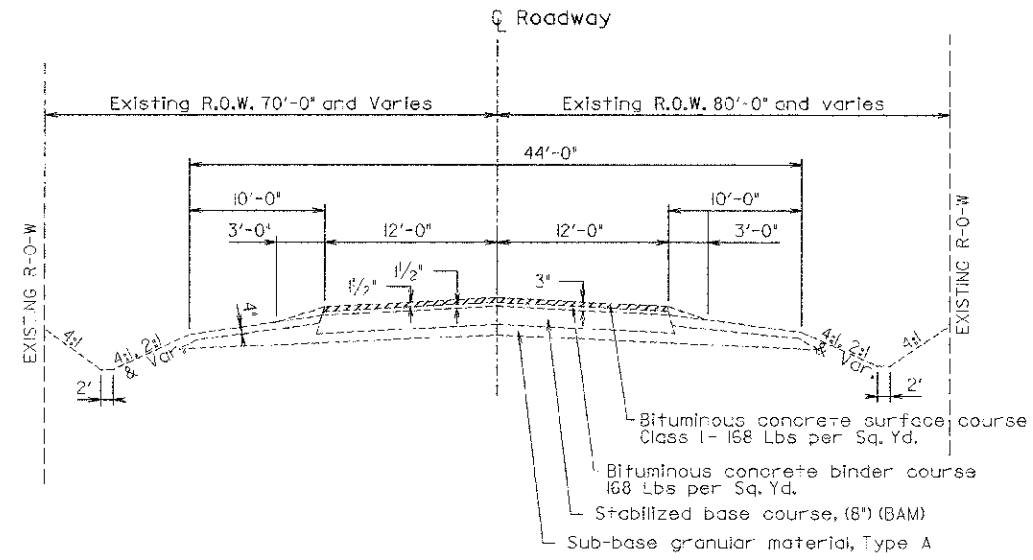


ROUTE NO.	SECTION	COUNTY	TOTAL SHEETS	SHEET NO.
C.H. 16	07-00944-00-BR	CHAMPAIGN	45	5
STA.	TO STA.			
F.H.W.A. REG.	ILLINOIS	PROJECT		

EXISTING TYPICAL PAVEMENT SECTION



EXISTING TYPICAL PAVEMENT

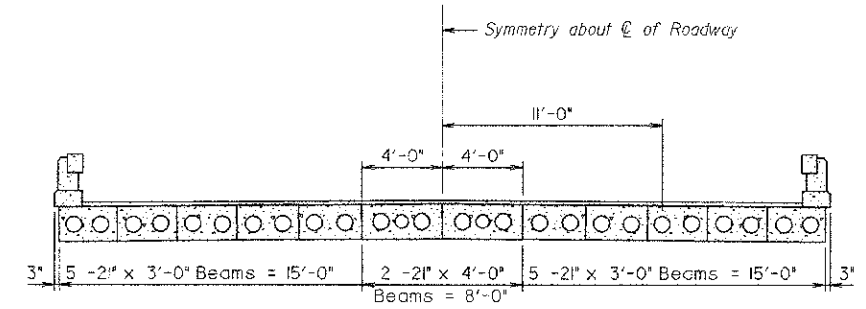
NOTES:

FUNCTIONAL CLASS - RURAL MAJOR COLLECTOR
CURRENT ADT = 1000

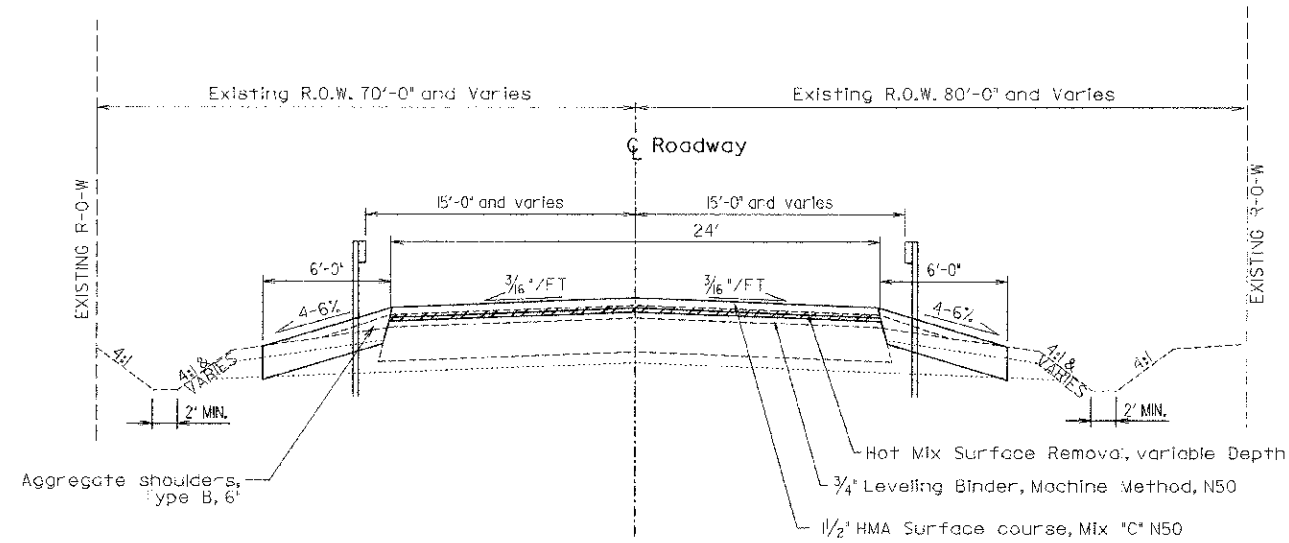
SEE PLAN AND PROFILE SHEETS FOR TAPERS.

BEGIN PROJECT STA. 7+75 TO STA. 9+29.88
STA. 10+70.13 TO STA. 12+50 END PROJECT

EXISTING BRIDGE SECTION



PROPOSED TYPICAL PAVEMENT SECTION



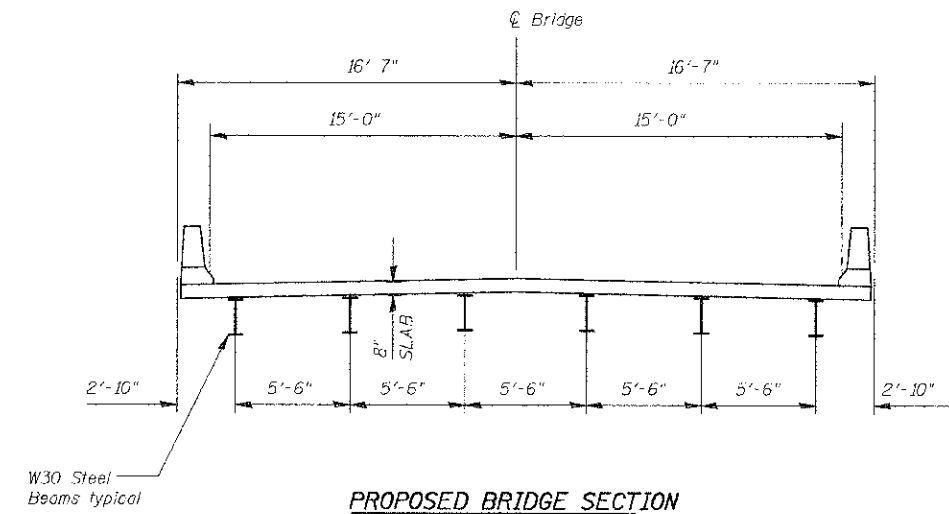
BEGIN PROJECT STA. 7+75 TO STA. 8+66.25
STA. 11+33.75 TO STA. 12+50 END OF PROJECT

NOTES:

FUNCTIONAL CLASS - RURAL COLLECTOR
CURRENT ADT = 1000

SEE PLAN AND PROFILE SHEETS FOR TAPERS.

PROPOSED BRIDGE SECTION



TYPICAL SECTIONS	
SECTION:	07-00944-00-BR
COUNTY:	CHAMPAIGN COUNTY
C STATION:	10+00