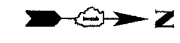
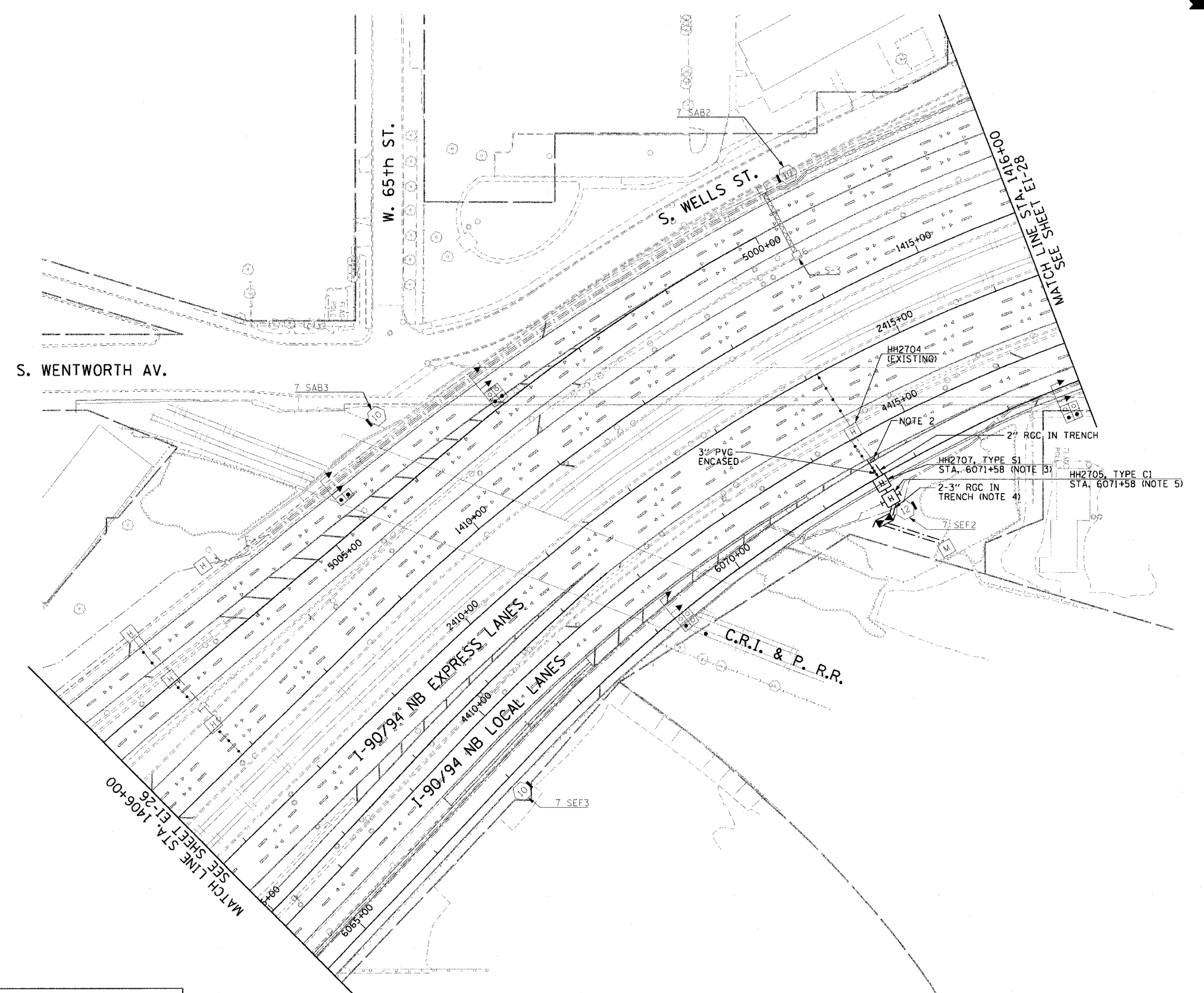


F.A.I. RTE.	SECTION	COUNTY	TOTAL SHEETS	SHEET NO.
90/94		COOK	312	178
STA. 1406+00.00		TO STA. 1416+00.00		
FED. ROAD DIST. NO. 1 ILLINOIS FED. AID PROJECT				
60A62 • (1919.15, 2021-922 PT1 & PT2) R-1				




NOTES:

1. SEE DRAWINGS EI-100 AND EI-101 FOR ELECTRICAL SYMBOLS AND ABBREVIATIONS.
2. THE CONTRACTOR SHALL LOCATE THE 2" RGC IN TRENCH INSTALLED IN IDOT CONTRACT NO. 62589 AND CONNECT THE PROPOSED CONDUIT.
3. SEE DRAWING EI-103 FOR TYPICAL INSTALLATION DETAILS OF HANDHOLE IN SHOULDER. PROVIDE 3" RGC FROM HH2707 TO HH2705.
4. CONTROLLER AND FOUNDATION ARE INSTALLED IN CONTRACT 62583. COORDINATE ROUTING OF 3" RGC WITH CONTRACT 62583.
5. SEE DRAWING EI-105 FOR TYPICAL HANDHOLE INSTALLATION DETAILS. PROVIDE TWO 3" RGC STUB-OUTS IN EAST WALL FOR CONTROLLER AND ONE 4" CNC STUB-OUT EACH IN NORTH AND SOUTH WALLS. CNC STUB-OUTS SHALL BE INCIDENTAL TO COST OF COMMUNICATION VAULT. PROVIDE ONE 3" RGC TO HH2707.
6. UNLESS NOTED OTHERWISE, ALL ITEMS AND WORK SHOWN IN HEAVY LINE WEIGHT ON THIS DRAWING ARE PROPOSED NEW ITEMS AND WORK.



CTE | AECOM



EI-27

REVISIONS	
NAME	DATE

ILLINOIS DEPARTMENT OF TRANSPORTATION
F.A.I. 90/94 (DAN RYAN EXPRESSWAY)
63RD STREET TO GARFIELD BLVD (NB LOCAL LANES)
ELECTRICAL INFRASTRUCTURE PLAN

SCALE: 1"=50'
DATE: June 9, 2006

DRAWN BY: HAR
CHECKED BY: JPC

06/02/2006 03:51:17 PM