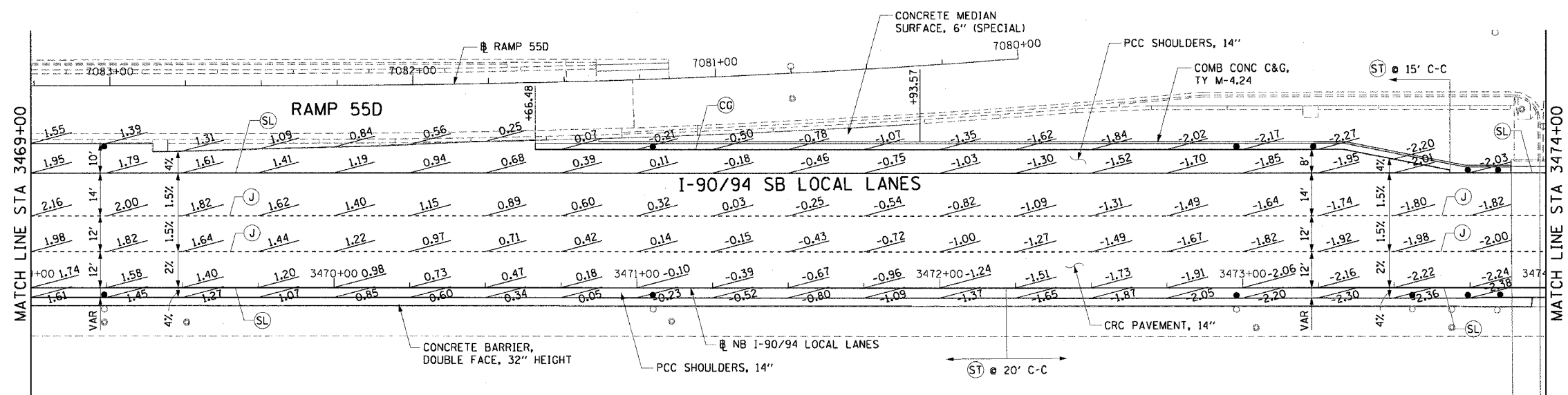


| | | | | |
|---|---------|-----------------|--------------|-----------|
| F.A.I. RTE. | SECTION | COUNTY | TOTAL SHEETS | SHEET NO. |
| 90/94 | | COOK | 247 | 85 |
| STA. 3469+00 | | TO STA. 3475+50 | | |
| FED. ROAD DIST. NO. 1 ILLINOIS FED. AID PROJECT | | | | |
| 60A63 • (1919.15, 2021-922 PT1 & PT2) R-2 | | | | |


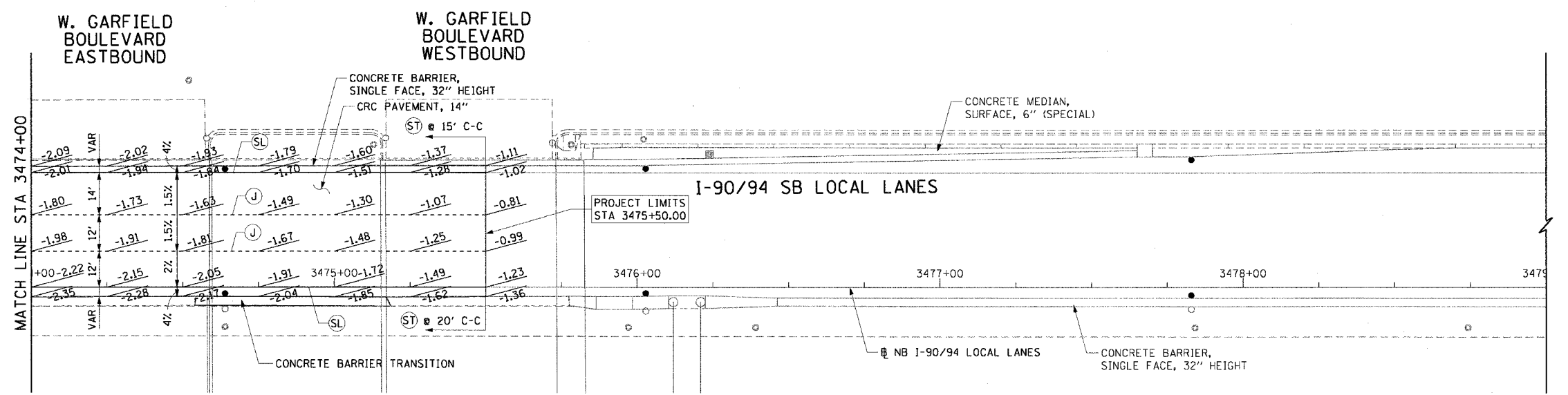
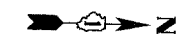


NOTES:

1. SEE ALIGNMENT AND TIES SHEETS FOR CURVE INFORMATION.
2. SEE ROADWAY PLAN SHEETS FOR BEGINNING AND END TAPER STATIONS AND TAPER RATES.
3. PAVEMENT ELEVATIONS ARE SHOWN AT 25' INTERVALS.
4. SEE ROADWAY DETAILS FOR THE TYING OF THE BARRIER BASE TO THE PCC SHOULDER.
5. AT THE PROJECT LIMITS, THE CONTRACTOR SHALL MEET THE FUTURE ROADWAY ELEVATIONS AND TRANSVERSE SHOULDER CONTRACTION JOINT SPACING OF CONTRACT 62303.

LEGEND:


- (CG) LONGITUDINAL CURB AND GUTTER JOINT - NO. 6 EPOXY COATED TIE BARS, 24" LONG AT 24" C-C
- (J) LONGITUDINAL SAWED JOINT - NO. 6 EPOXY COATED TIE BARS, 30" LONG AT 30" C-C
LONGITUDINAL CONSTRUCTION JOINT - NO. 8 EPOXY COATED TIE BARS, 24" LONG AT 24" C-C
- (SL) LONGITUDINAL SHOULDER CONSTRUCTION JOINT - NO. 8 EPOXY COATED TIE BARS, 30" LONG AT 24" C-C
- (ST) TRANSVERSE SHOULDER CONTRACTION JOINT
- SPACED 15' C-C ALONG OUTSIDE SHOULDER
- SPACED 20' C-C AT ALL OTHER LOCATIONS



PJE-6

| REVISIONS | |
|-----------|------|
| NAME | DATE |
| | |
| | |
| | |
| | |
| | |
| | |
| | |
| | |
| | |
| | |

ILLINOIS DEPARTMENT OF TRANSPORTATION
 F.A.I. 90/94 (DAN RYAN EXPRESSWAY)
 63RD STREET TO GARFIELD BLVD (SB LOCAL LANES)
PAVEMENT JOINTING AND ELEVATION PLANS
 SCALE: 1"=20'
 DATE: June 9, 2006
 DRAWN BY: PHP
 CHECKED BY: NJH



1405473 PW
 6/5/2006