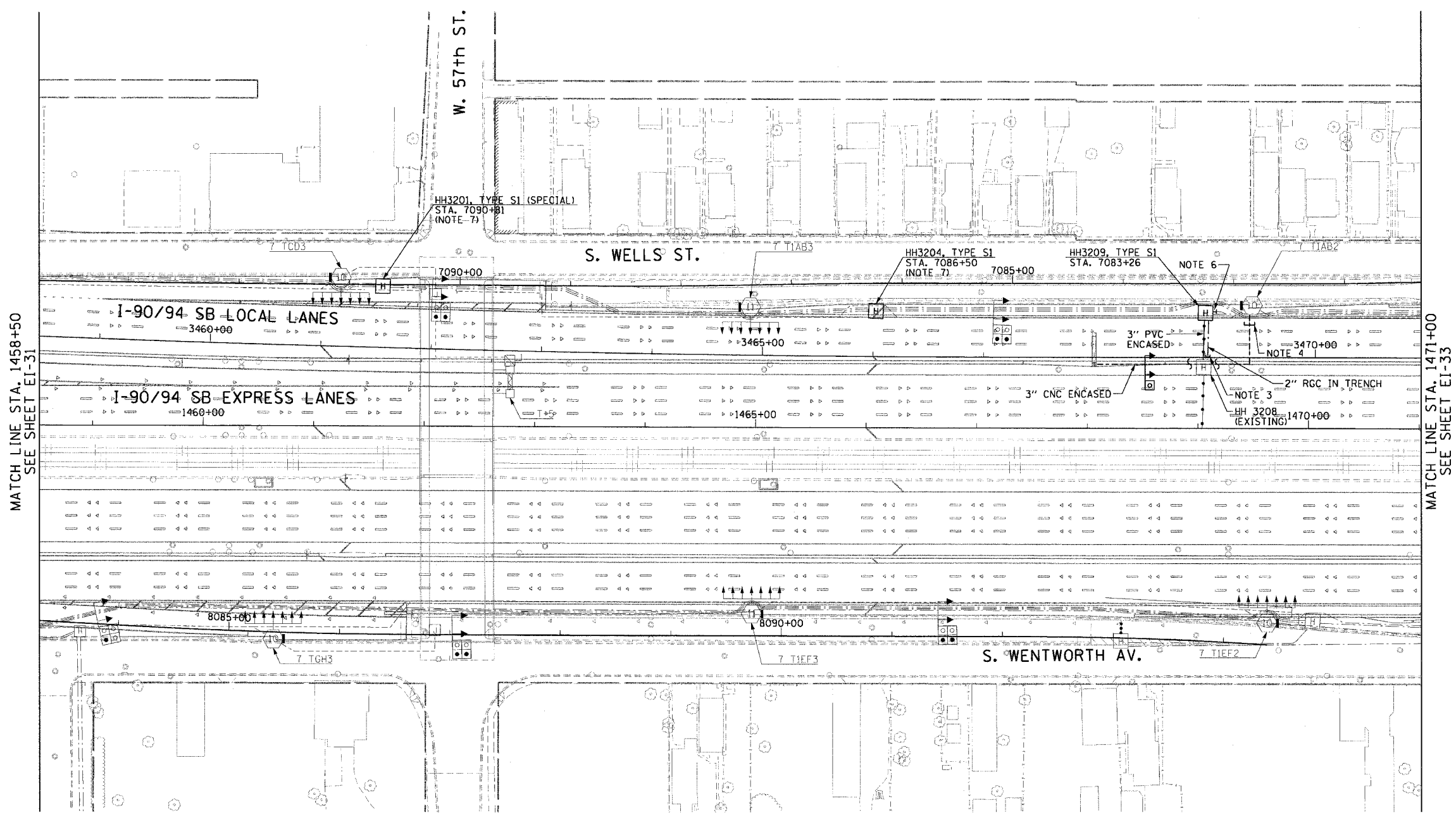
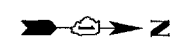


F.A.I. RTE.	SECTION	COUNTY	TOTAL SHEETS	SHEET NO.
90/94	*	COOK	247	137
STA. 1458+50.00 TO STA. 1471+00.00				
FED. ROAD DIST. NO. 1 ILLINOIS FED. AID PROJECT				
60A63 • (1919.15, 2021-922 PT1 & PT2) R-2				




MATCH LINE STA. 1458+50
SEE SHEET EI-31

MATCH LINE STA. 1471+00
SEE SHEET EI-33

NOTES:

- SEE DRAWINGS EI-100 AND EI-101 FOR ELECTRICAL SYMBOLS AND ABBREVIATIONS.
- SEE DRAWING EI-102, EI-103 AND EI-104 FOR TYPICAL HANDHOLE INSTALLATION DETAILS.
- THE CONTRACTOR SHALL LOCATE THE EXISTING CONDUIT STUB-OUT INSTALLED IN IDOT CONTRACT NO. 62302 AND CONNECT THE PROPOSED CONDUIT.
- THE CONTRACTOR SHALL LOCATE THE EXISTING 4" CNC CONDUIT STUB-OUT INSTALLED IN IDOT CONTRACT NO. 62586 AND CONNECT THE PROPOSED CONDUIT. PROVIDE 4" TO 3" REDUCER FITTING.
- UNLESS NOTED OTHERWISE, ALL ITEMS AND WORK SHOWN IN HEAVY LINE WEIGHT ON THIS DRAWING ARE PROPOSED NEW ITEMS AND WORK.
- THE CONTRACTOR SHALL LOCATE THE 2" RGC CONDUIT STUB-OUT INSTALLED IN CONTRACT NO. 62586 AND CONTINUE THE 2" RGC TO HH3209.
- THE CONTRACTOR SHALL INSTALL THE HH IN THE APPROXIMATE LOCATION SHOWN AND EXTEND EXISTING CONCRETE ENCASED DUCTS INSTALLED IN CONTRACT 62586 TO THE NEW HH. SEE DRAWINGS EI-106 AND EI-107 FOR INSTALLATION DETAILS.



EI-32

REVISIONS	
NAME	DATE

ILLINOIS DEPARTMENT OF TRANSPORTATION
 F.A.I. 90/94 (DAN RYAN EXPRESSWAY)
 63RD STREET TO GARFIELD BLVD (SB LOCAL LANES)
ELECTRICAL INFRASTRUCTURE PLAN
 SCALE: 1"=50'
 DATE: June 9, 2006
 DRAWN BY: HAR
 CHECKED BY: JPC

CTE | AECOM

06/02/2006 03:03:41 PM