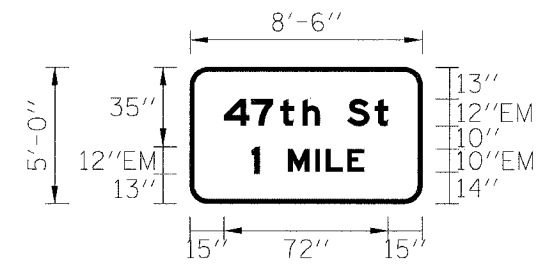


F.A.I. RTE.	SECTION	COUNTY	TOTAL SHEETS	SHEET NO.
94/90	*	COOK	588	123
STA.		TO STA.		
FED. ROAD DIST. NO.		ILLINOIS FED. AID PROJECT		
*62303 (2021-922 PT2 ETC 2324,6-1P) R-11				

SIGN DETAIL
1:100



SIGN NUMBER	TS206-02
WIDTH x HGHT.	8'-6" x 5'-0"
BORDER WIDTH	2"
CORNER RADIUS	9"
MOUNTING	GM
BACKGROUND	TYPE: Reflective COLOR: Green
LEGEND/BORDER	TYPE: Reflective COLOR: White

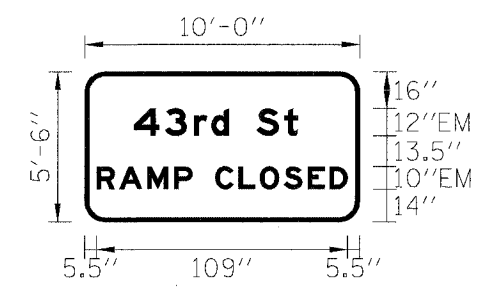
SYMBOL	X	Y	WID	HT

Panel Style: guide_exp_advance_b.ssi
Dimensions are in inches.tenths

Letter locations are panel edge to lower left corner

LETTER POSITIONS (X)										LENGTH	SERIES/SIZE
4	7	l	h		S	t				72.2	EM129
14.9	26.8	39.5	49.3	56.9	68.9	81.1					
1	M	I	L	E						49.4	EM12,EM10.1
27	43.1	55	59.6	69.1							

SIGN DETAIL
1:100



SIGN NUMBER	TS2B01-01, TS206-03
WIDTH x HGHT.	10'-0" x 5'-6"
BORDER WIDTH	2"
CORNER RADIUS	9"
MOUNTING	GM
BACKGROUND	TYPE: Reflective COLOR: Green
LEGEND/BORDER	TYPE: Reflective COLOR: White

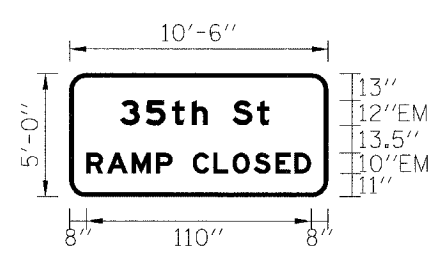
SYMBOL	X	Y	WID	HT

Panel Style: guide_exp_advance_b.ssi
Dimensions are in inches.tenths

Letter locations are panel edge to lower left corner

LETTER POSITIONS (X)										LENGTH	SERIES/SIZE	
4	3	r	d		S	t				71.7	EM129	
21.4	34.9	47.7	55.3	63	75	87.1						
R	A	M	P		C	L	O	S	E	D	109.6	EM10
5.2	15.2	27.3	39.1	47	57	67.1	76.5	86.8	97.4	106.8		

SIGN DETAIL
1:100



SIGN NUMBER	TS208-01, TS2A01-01
WIDTH x HGHT.	10'-6" x 5'-0"
BORDER WIDTH	2"
CORNER RADIUS	9"
MOUNTING	GM
BACKGROUND	TYPE: Reflective COLOR: Green
LEGEND/BORDER	TYPE: Reflective COLOR: White

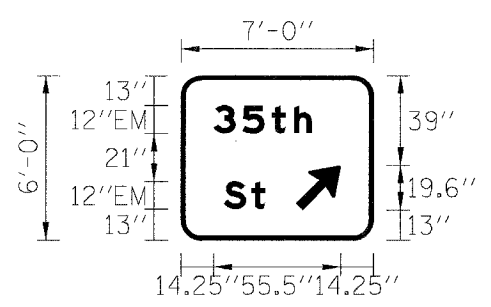
SYMBOL	X	Y	WID	HT

Panel Style: guide_exp_advance_b.ssi
Dimensions are in inches.tenths

Letter locations are panel edge to lower left corner

LETTER POSITIONS (X)										LENGTH	SERIES/SIZE	
3	5	t	h		S	t				73	EM129	
24.4	37.1	49.8	59.6	67.3	79.2	91.4						
R	A	M	P		C	L	O	S	E	D	109.7	EM10
8.2	18.2	30.3	42.1	50	60	70.1	79.5	89.8	100.4	109.8		

SIGN DETAIL
1:100



SIGN NUMBER	TS07-01, TS108-02, TS108-03
WIDTH x HGHT.	7'-0" x 6'-0"
BORDER WIDTH	2"
CORNER RADIUS	9"
MOUNTING	GM
BACKGROUND	TYPE: Reflective COLOR: Green
LEGEND/BORDER	TYPE: Reflective COLOR: White

SYMBOL	X	Y	WID	HT
ARMED	50.2	13	16	25.2

Panel Style: guide_exp_advance_b.ssi
Dimensions are in inches.tenths

Letter locations are panel edge to lower left corner

LETTER POSITIONS (X)										LENGTH	SERIES/SIZE
3	5	t	h							42.8	EM129
14.2	26.9	39.6	49.4								
S	t									18.1	EM129
18.6	30.7										



REVISIONS	
NAME	DATE

TIS-06
ILLINOIS DEPARTMENT OF TRANSPORTATION
F.A.I. 90/94 (DAN RYAN EXPRESSWAY)
GARFIELD BLVD TO 31st STREET (SB LOCAL LANES)
TEMPORARY INFORMATION
SIGN PANEL DETAILS
SCALE: NONE
DATE: 06/09/06
DRAWN BY: RV
CHECKED BY: AS

6/18/2006 12:25:22 PM