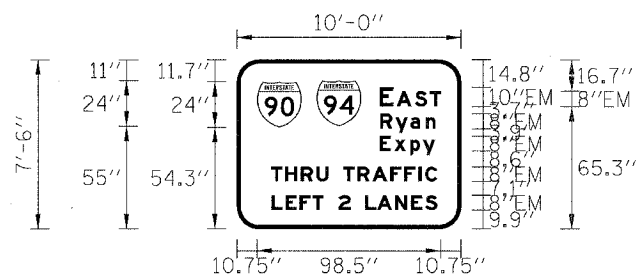


SIGN DETAIL
1:100



Panel Style: guide_exp_advance_b.ssi
Dimensions are in inches.tenths

Letter locations are panel edge to lower left corner

SIGN NUMBER	TS2A01-02
WIDTH x HGHT.	10'-0" x 7'-6"
BORDER WIDTH	2"
CORNER RADIUS	9"
MOUNTING	GM
BACKGROUND	TYPE: Reflective COLOR: Green
LEGEND/BORDER	TYPE: Reflective COLOR: White

SYMBOL	X	Y	WID	HT
MI_1	10.8	54.3	24	24
MI_1	42.7	54.3	24	24

LETTER POSITIONS (X)													LENGTH	SERIESIZE		
E	A	S	T													EM10,EM8
76.4	85.7	95.3	103.4													32.8
R	y	a	n													EM86
76.8	85.1	93.1	101.2													29.5
E	x	p	y													EM86
76.6	84.5	93	99.7													29.5
T	H	R	U	T	R	A	F	F	I	C						EM8
18.3	25.8	34.3	42.7	49.1	57.1	64.6	72.6	82.3	89.8	97.3	100.9	107.3				89.6
L	E	F	T	2	L	A	N	E	S							EM8
18.6	26.1	33.6	40.6	46.5	54.4	60.8	68.8	75.3	84.9	93.3	100.9					88.8


F.A.I. RTE.	SECTION	COUNTY	TOTAL SHEETS	SHEET NO.
94/90		COOK	588	124

STA.	TO STA.
FED. ROAD DIST. NO.	ILLINOIS FED. AID PROJECT
*62303 (2021-922 PT2 ETC 2324.6-1P) R-11	

SIGN NUMBER	TS2B03-02
WIDTH x HGHT.	10'-0" x 6'-0"
BORDER WIDTH	2"
CORNER RADIUS	9"
MOUNTING	Overhead
BACKGROUND	TYPE: Reflective COLOR: Green
LEGEND/BORDER	TYPE: Reflective COLOR: White

SYMBOL	X	Y	WID	HT
ARDOWN	47.3	14.5	24	16.5

SIGN DETAIL
1:100

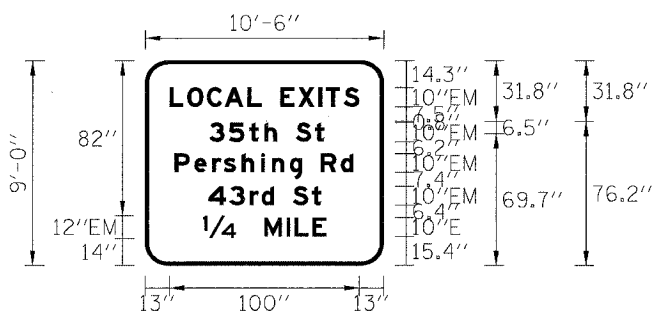


Panel Style: guide_exp_advance_b.ssi
Dimensions are in inches.tenths

Letter locations are panel edge to lower left corner

LETTER POSITIONS (X)													LENGTH	SERIESIZE		
L	O	C	A	L	E	X	I	T	S							EM10
9.2	18.7	29	38.3	50.4	57.8	67.8	77.2	87.8	91.9	101.3						100.2
E	X	I	T													EM8
15.8	23.3	31.8	35.1													25.2
O	N	L	Y													EM8
79.3	88	96.5	102.9													31.5

SIGN DETAIL
1:100



Panel Style: guide_exp_advance_b.ssi
Dimensions are in inches.tenths

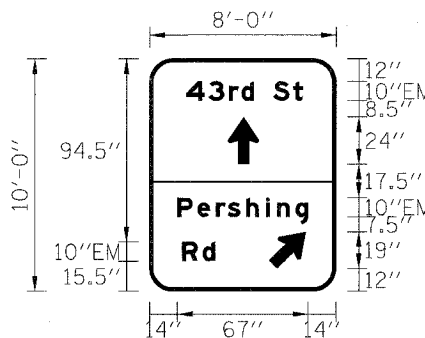
Letter locations are panel edge to lower left corner

SIGN NUMBER	TS2A01-04
WIDTH x HGHT.	10'-6" x 9'-0"
BORDER WIDTH	2"
CORNER RADIUS	9"
MOUNTING	GM
BACKGROUND	TYPE: Reflective COLOR: Green
LEGEND/BORDER	TYPE: Reflective COLOR: White

SYMBOL	X	Y	WID	HT
--------	---	---	-----	----

LETTER POSITIONS (X)													LENGTH	SERIESIZE		
L	O	C	A	L	E	X	I	T	S							EM10
13	22.3	32.7	42	54.1	61.4	71.4	80.8	91.5	95.5	104.9						100.2
3	5	t	h	S	t											EM107.5
33.9	44.4	55	63.2	69.6	79.6	89.7										60.8
P	e	r	s	h	i	n	g	R	d							EM107.5
15.6	26	35.5	41.7	51.1	61.3	67.1	76.5	82.9	92.9	103.5						94.3
4	3	r	d	S	t											EM107.5
33.4	44.7	55.3	61.6	68	78	88.1										59.7
1/4	M	I	L	E												E12,E10
30.5	63.1	74.8	79.1	88.5												65.4

SIGN DETAIL
1:100



Panel Style: guide_exp_advance_b.ssi
Dimensions are in inches.tenths

Letter locations are panel edge to lower left corner

SIGN NUMBER	TS307-01
WIDTH x HGHT.	8'-0" x 10'-0"
BORDER WIDTH	2"
CORNER RADIUS	9"
MOUNTING	GM
BACKGROUND	TYPE: Reflective COLOR: Green
LEGEND/BORDER	TYPE: Reflective COLOR: White

SYMBOL	X	Y	WID	HT
ARUP	40.5	65.8	16	24
ARUP	61.6	12	16	24

LETTER POSITIONS (X)													LENGTH	SERIESIZE		
4	3	r	d	S	t											EM107.5
19.1	30.4	41	47.3	53.7	63.7	73.8										59.7
P	e	r	s	h	i	n	g									EM107.5
14.4	24.7	34.3	40.4	49.8	60	65.8	75.3									67.3
R	d															EM107.5
16.9	27.4															17

REVISIONS	
NAME	DATE

ILLINOIS DEPARTMENT OF TRANSPORTATION
F.A.I. 90/94 (DAN RYAN EXPRESSWAY)
GARFIELD BLVD TO 31st STREET (SB LOCAL LANES)
TEMPORARY INFORMATION
SIGN PANEL DETAILS

SCALE: NONE
DATE: 06/09/06
DRAWN BY: RV
CHECKED BY: AS