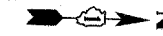



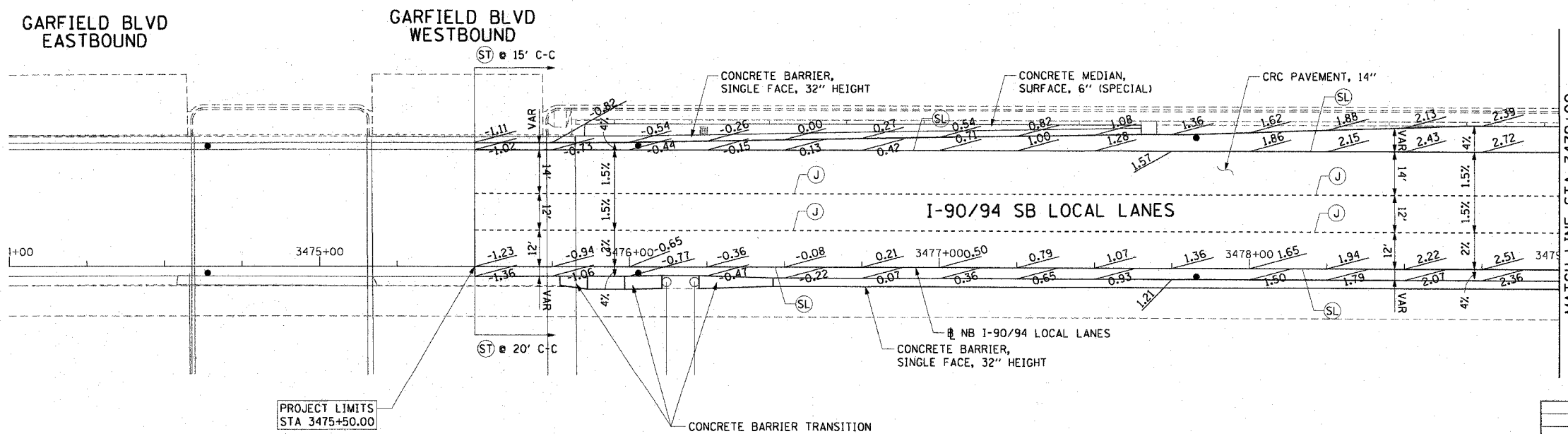
F.A.I. RTE. 90/94	SECTION *	COUNTY COOK	TOTAL SHEETS 588	SHEET NO. 210
STA. 3469+00		TO STA. 3479+00		
FED. ROAD DIST. NO. 1		ILLINOIS FED. AID PROJECT		
62303		*(2021-922 PT2 ETC 2324.6-1P) R-11		



LEGEND:


- (CG) LONGITUDINAL CURB AND GUTTER JOINT - NO. 6 EPOXY COATED TIE BARS, 24" LONG AT 24" C-C
- (C) SAWED TRANSVERSE CONTRACTION PINT
- (EX) TRANSVERSE EXPANSION JOINT
- (GR) NO BARS, KEYED LONGITUDINAL CONSTRUCTION JOINT WITH ALL KEYS FACING ONE DIRECTION ALONG INSIDE EDGE OF RAMP PAVEMENT AND SURROUNDING GORE
- (J) LONGITUDINAL SAWED JOINT - NO. 6 EPOXY COATED TIE BARS, 30" LONG AT 30" C-C
LONGITUDINAL CONSTRUCTION JOINT - NO. 8 EPOXY COATED TIE BARS, 24" LONG AT 24" C-C
- (SL) LONGITUDINAL SHOULDER CONSTRUCTION JOINT - NO. 8 EPOXY COATED TIE BARS, 30" LONG AT 24" C-C
- (ST) TRANSVERSE SHOULDER CONTRACTION JOINT
- SWALE

P:\2006\62303\GWIN\CONTS\IB & IN\IN\CONTR\190\JE sheets\pave\900210a.dwg



NOTES:

1. SEE ALIGNMENT AND TIES SHEETS FOR CURVE INFORMATION.
2. SEE ROADWAY PLAN SHEETS FOR BEGINNING AND END TAPER STATIONS AND TAPER RATES.
3. PAVEMENT ELEVATIONS ARE SHOWN AT 25' INTERVALS.
4. SEE ROADWAY DETAIL RDT-8 FOR THE TYING OF THE MEDIAN BARRIER BASE TO THE PCC SHOULDER.
5. AT THE PROJECT LIMITS, THE CONTRACTOR SHALL MEET THE FUTURE ROADWAY ELEVATIONS AND TRANSVERSE SHOULDER CONTRACTION JOINT SPACING OF CONTRACT 60A63.



JE-1

REVISIONS	
NAME	DATE

ILLINOIS DEPARTMENT OF TRANSPORTATION
F.A.I. 90/94 (DAN RYAN EXPRESSWAY)
GARFIELD BLVD TO 31ST STREET (SB LOCAL LANES)
PAVEMENT JOINTING AND ELEVATION PLANS

SCALE: 1"=20'
DATE: June 9, 2006

DRAWN BY: PHP
CHECKED BY: NUH

CTE | AECOM

6/7/2006 12:26:31 PM