| F.A.I. RTE. | SECTION | COUNTY | TOTAL SHEETS | SHEET NO. |
|---|---|---|---|---|
| 94/90 | * | COOK | 588 | 304 |
| STA. | | TO STA. | | |
| FED. ROAD DIST. NO. | ILLINOIS | FED. AID PROJECT | | |

*62303 (2021-922 PT2 ETC 2324.6-1P) R-11

| ROUTE | SIGN NO. | STATION | SIGN PANEL H | SIGN PANEL W | POSTS NO. | POSTS SIZE | $L_1$ | $L_2$ | $L_3$ | | | | | | DISTANCES A | B | C | QUANTITIES STRUCT. STEEL LBS. | CONCRETE CU. YDS. | | REMARKS |
|---|---|---|---|---|---|---|---|---|---|---|---|---|---|---|---|---|---|---|---|---|---|
| I-90/94 | PS04-02 | 3537+00± | 5 | 9 | 2 | 6"X6" WOOD | 18 | 18 | - | | | | | | 1.80 | 5.40 | | - | - | - | EXIT "56B" |
| | PS05-01 | 3562+73± | 5 | 9 | 2 | 6"X6" WOOD | 18 | 18 | - | | | | | | 1.80 | 5.40 | | - | - | - | EXIT "56A" |
| | PS07-01 | 3603+80± | 5 | 9 | 2 | 6"X6" WOOD | 18 | 18 | - | | | | | | 1.80 | 5.40 | | - | - | - | EXIT "55B" |
| | PS07-04 | 3616+80± | 5 | 9 | 2 | 6"X6" WOOD | 18 | 18 | - | | | | | | 1.80 | 5.40 | | - | - | - | EXIT "55A" |

**NOTES:**

1. CONTRACTOR AND RESIDENT ENGINEER SHALL DETERMINE EXACT LENGTHS REQUIRED BEFORE ORDERING SUPPORTS.
2. RESIDENT ENGINEER TO DETERMINE FINAL PLACEMENT OF EXIT SIGNS.
3. THE MINIMUM CLEAR HEIGHT IS 7'-0".

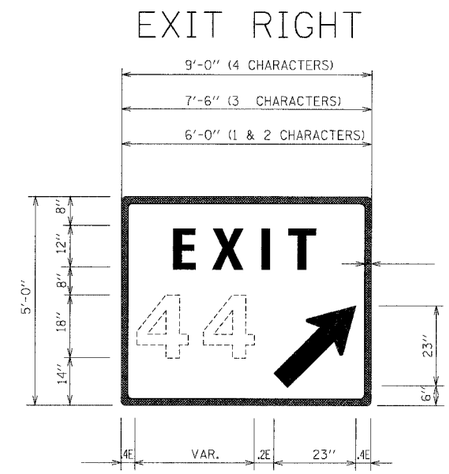


E=WIDTH-VAR.-23"

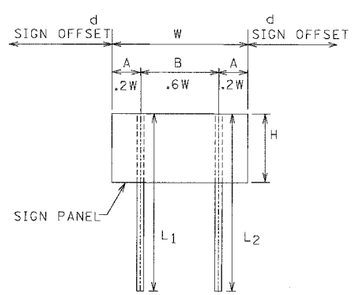


TYPICAL 2 POST EXIT PANEL

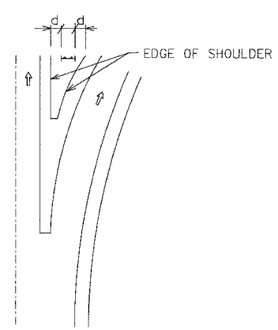


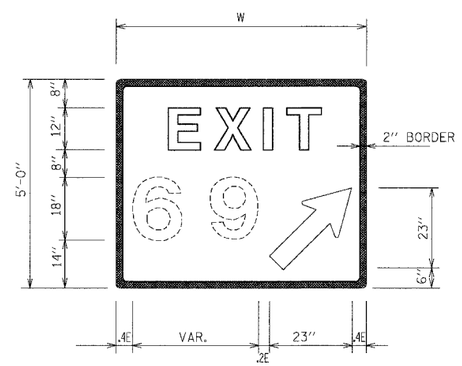


| DIGITS | W | d |
|---|---|---|
| 1 OR 2 | 6'-0" | 2'-0" |
| 3 | 7'-6" | 1'-3" |

E=WIDTH-VAR.-23"

GORE SIGNS

GM-4

| REVISIONS NAME | DATE |
|---|---|
| | |

ILLINOIS DEPARTMENT OF TRANSPORTATION
F.A.I. 90/94 (DAN RYAN EXPRESSWAY)
GARFIELD BLVD TO 31st STREET (SB LOCAL LANES)
GROUND MOUNT EXIT SIGN

SCALE: NONE
DATE: 06/09/06
DRAWN BY: RV
CHECKED BY: MSA

KAM ENGINEERING, INC.
CONSULTING ENGINEERS
707A Davis Road, Suite 205
Elgin, Illinois 60123-1369

n:\662\cadd\civil\19\sheets\exit signs.sht 6/8/2006
rs660cadd\civil\19\sheets\exit signs.sht 6/8/2006 12:24:54 PM