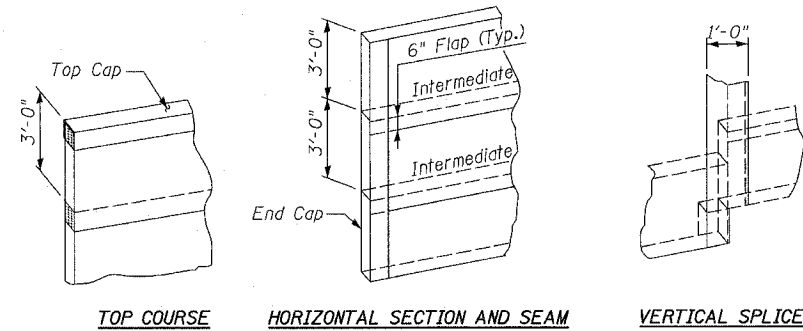
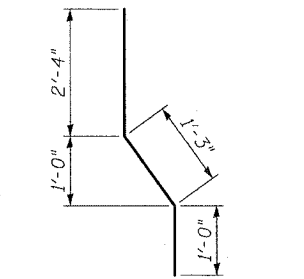


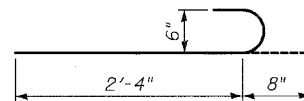
DETAIL OF LIMITS OF PROTECTIVE COAT



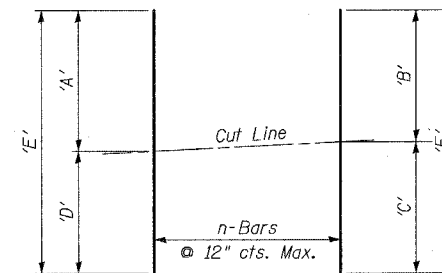
GEOCOMPOSITE WALL DRAIN DETAILS



BAR d1(E)



BAR d3(E)



*** BAR CUTTING DIAGRAM**

* Order bars v9(E) thru v14(E) full length, cut as shown and use remainder where indicated.

TABLE OF DIMENSIONS

Bar	'A'	'B'	'C'	'D'	'E'	n
v9(E)	5'-7"	5'-8"	5'-9"	5'-10"	11'-5"	12
v10(E)	3'-10"	3'-11"	4'-0"	4'-1"	7'-11"	12
v11(E)	5'-10"	5'-9"	5'-8"	5'-7"	11'-5"	10
v12(E)	4'-1"	4'-0"	3'-11"	3'-10"	7'-11"	10
v13(E)	5'-7"	5'-5"	5'-5"	5'-3"	10'-10"	12
v14(E)	3'-10"	3'-8"	3'-8"	3'-6"	7'-4"	12

BILL OF MATERIAL

Bar	No.	Size	Length	Shape
d1(E)	475	#5	4'-7"	┌
d2(E)	12	#6	5'-5"	┌
d3(E)	362	#6	3'-0"	┌
e1(E)	48	#5	23'-8"	┌
e2(E)	96	#5	26'-2"	┌
e3(E)	8	#5	18'-8"	┌
e4(E)	8	#5	31'-2"	┌
h1(E)	60	#5	23'-8"	┌
h2(E)	120	#5	26'-2"	┌
h3(E)	10	#5	18'-8"	┌
h4(E)	10	#5	31'-2"	┌
v1(E)	100	#6	6'-6"	┌
v2(E)	130	#5	3'-8"	┌
v3(E)	61	#5	4'-1"	┌
v4(E)	37	#6	5'-10"	┌
v5(E)	25	#6	5'-9"	┌
v6(E)	25	#5	4'-0"	┌
v7(E)	75	#6	5'-7"	┌
v8(E)	75	#5	3'-10"	┌
* v9(E)	12	#6	11'-5"	┌
* v10(E)	12	#5	7'-11"	┌
* v11(E)	10	#6	11'-5"	┌
* v12(E)	10	#5	7'-11"	┌
* v13(E)	24	#6	10'-10"	┌
* v14(E)	24	#5	7'-4"	┌
v15(E)	48	#6	5'-6"	┌
v16(E)	48	#5	3'-9"	┌
v17(E)	30	#6	5'-5"	┌
Reinforcement Bars, Epoxy Coated	Pound		18,770	
Concrete Structures	Cu. Yd.		75.1	
Concrete Superstructures	Cu. Yd.		44.8	
Chain Link Fence, 42" Attached to Structure (Special)	Foot		95	
Rustication Finish	Sq. Ft.		1,202	
Protective Coat	Sq. Yd.		301	

