F.A.I.	SECTION	COUNTY	TOTAL SHEETS	SHEET NO.
94/90	2003-029I	COOK	344	262
STA.		TO STA.		
FED. ROAD DIST. NO.	ILLINOIS	FED. AID PROJECT		

62581

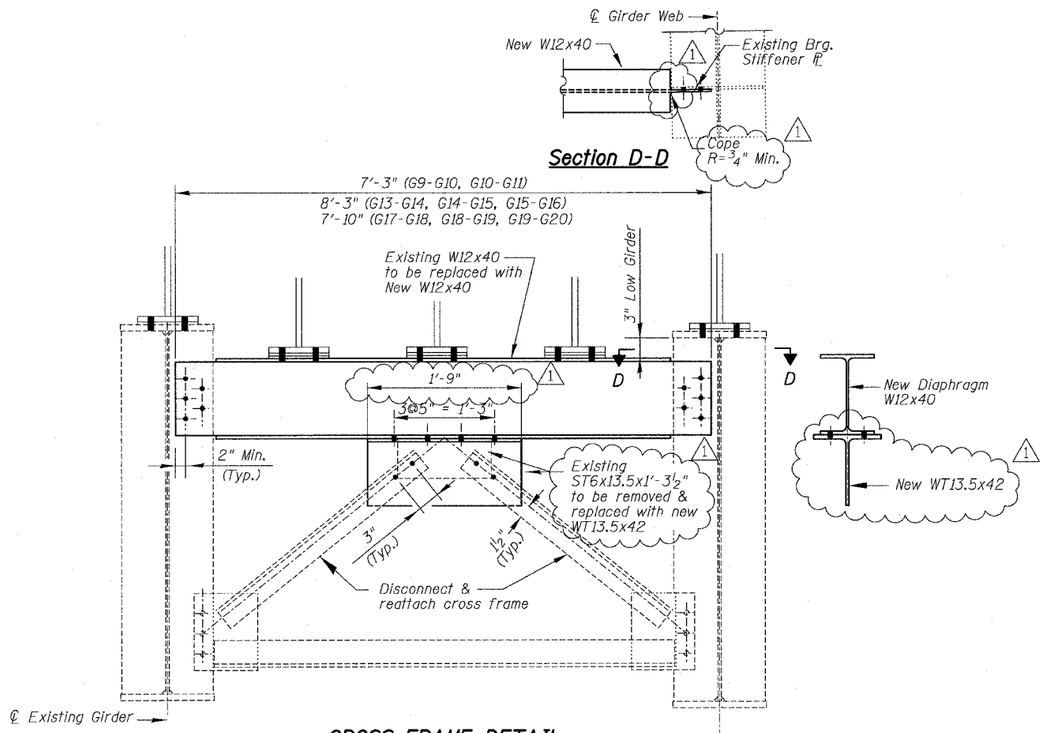

Section D-D

CROSS FRAME DETAIL

S.N. 016-1110

ECF	8 REQ'D

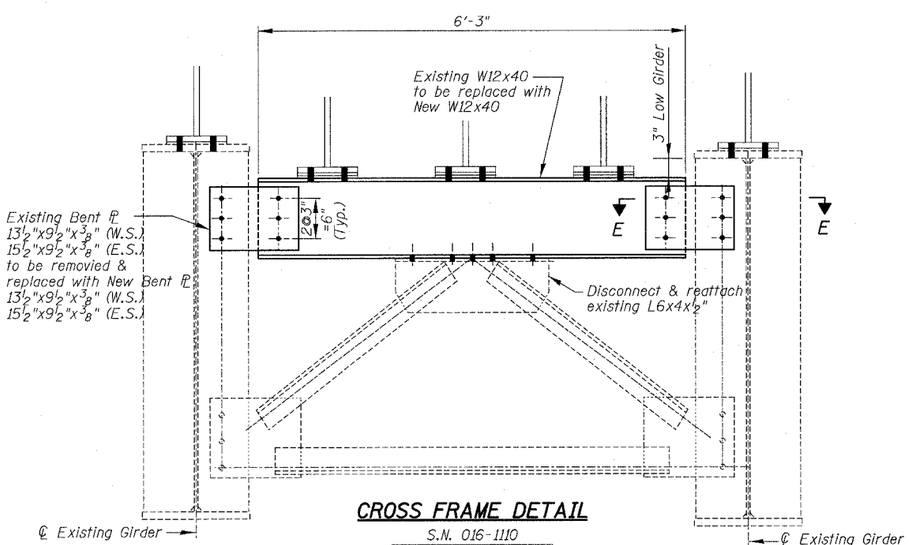

CROSS FRAME DETAIL

S.N. 016-1110

203-1	1 REQ'D

NOTES:

1. Use ⅞"φ H.S. bolts for all cross frame/diaphragm connections at this pier location (excluding stool connections).
2. Field drill 15/16"φ holes for ⅞"φ bolts. Use 2" min. edge distance for all ⅞"φ bolts unless otherwise noted.
3. Calculated weight of Structural Steel used for the item "Furnishing & Erecting Structural Steel" = 8,100 Lbs. 1
4. E.S. denotes East Side. W.S. indicates West Side.
5. Dimensions shown to be field verified as indicated in Structural General Notes. Cost included in Field Measurements (see Special Provisions for details). 1

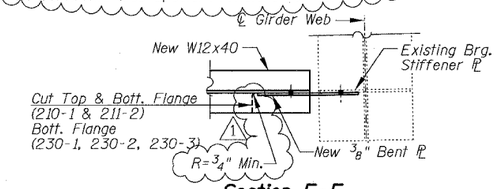

Section E-E

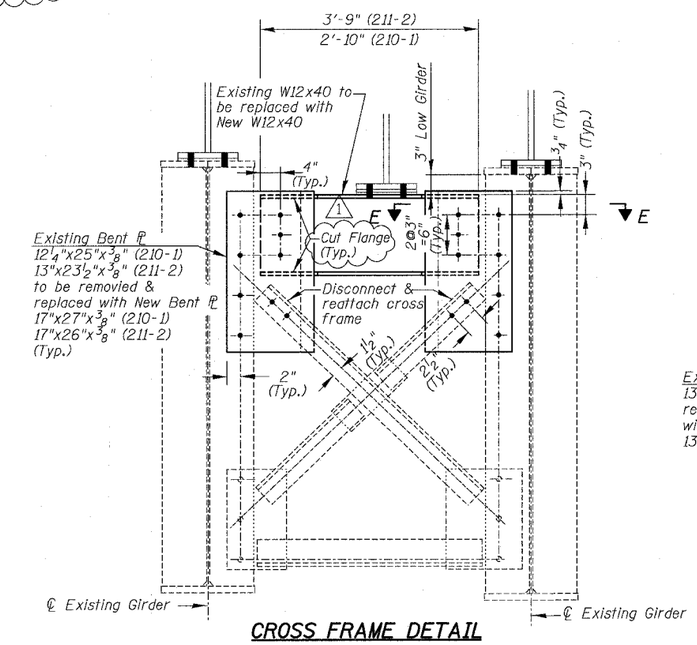

CROSS FRAME DETAIL

S.N. 016-1110

210-1	1 REQ'D
211-2	1 REQ'D

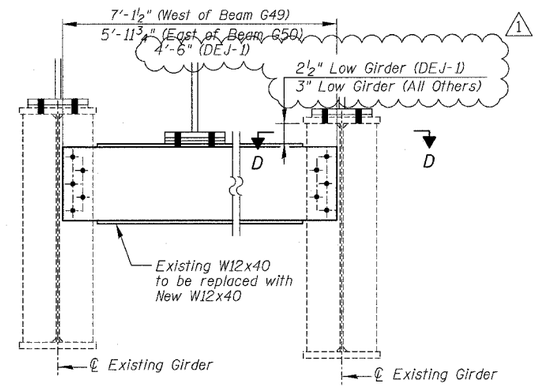

DIAPHRAGM DETAIL

S.N. 016-1110 (DEJ)

DEJ	11 REQ'D
DEJ-1	1 REQ'D

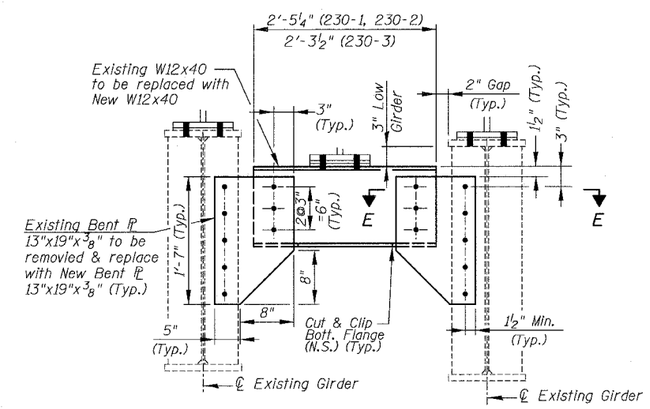

DIAPHRAGM DETAIL

S.N. 016-1110

230-1	1 REQ'D
230-2	1 REQ'D
230-3	1 REQ'D

BILL OF MATERIAL

Item	Unit	Quantity
Furnishing & Erecting Structural Steel	Lum Sum	0.03
Structural Steel Removal	Pound	7,380 1

REVISIONS		
	NAME	DATE
1	ADDENDUM NO. 1	6/29/06

ILLINOIS DEPARTMENT OF TRANSPORTATION

F.A.I. 94/90 (DAN RYAN EXPRESSWAY)
SB DAN RYAN ELEVATED BRIDGE
REPAIR FROM 15TH TO 28TH STREETS
DIAPHRAGM REPLACEMENT
PIER 4, SN 016-1110

SCALE: NTS — DRAWN BY: MTR
DATE: 5/25/2006 — CHECKED BY: BLU

BOWMAN, BARRETT & ASSOCIATES INC.
CONSULTING ENGINEERS
Chicago, Illinois
312.228.0100
www.bbandainc.com

N:\660\0000\BRIDGE\2\SHEETS\660_2_DNE-110-FFI.dgn
6/29/2006 4:04:07 PM