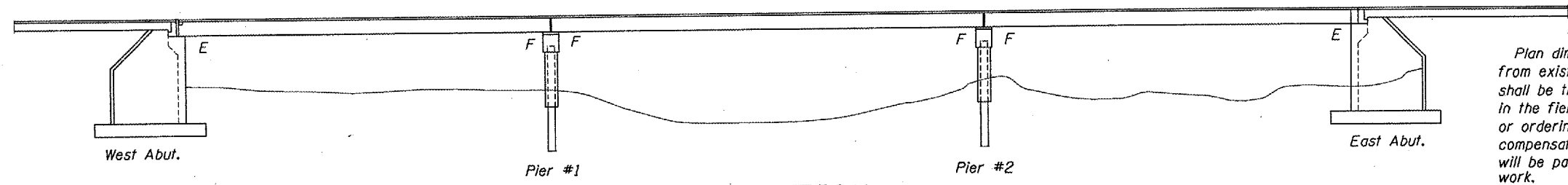


CONTRACT NO. 66614				
FAP RTE.	SECTION	COUNTY	TOTAL SHEETS	SHEET NO.
317	(25B-1)I	LIVINGSTON	21	5
STA. 472+94.25 TO STA. 474+79.75				



ELEVATION

GENERAL NOTES

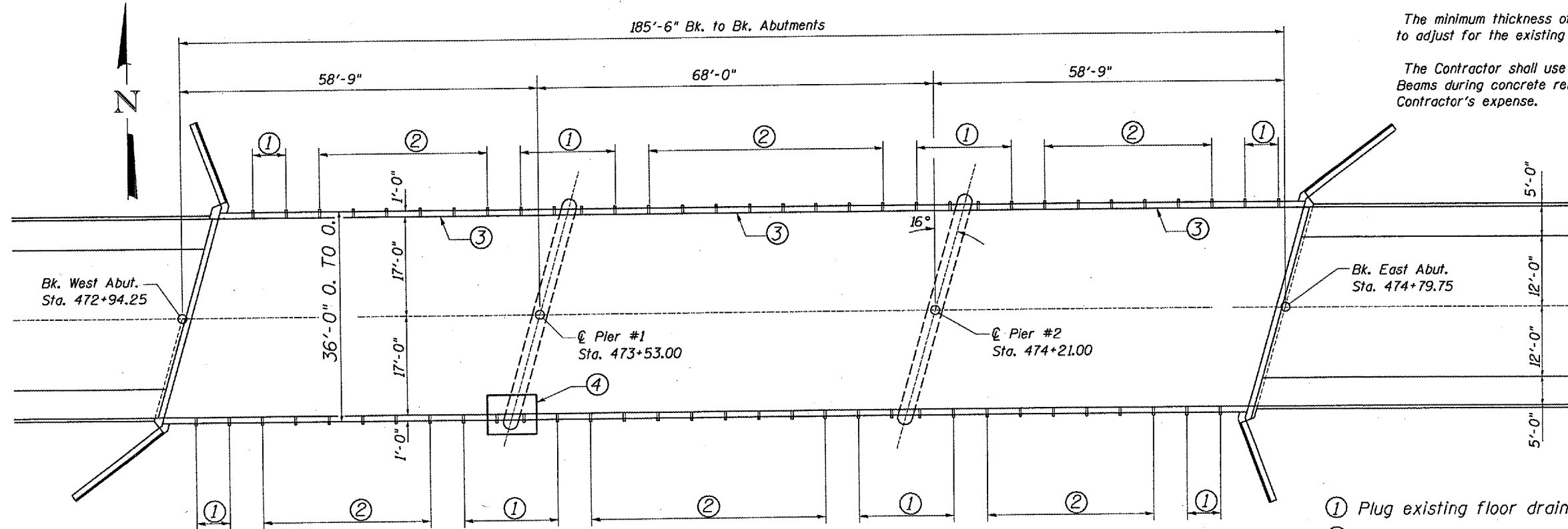
Plan dimensions and details relative to existing structure have been taken from existing plans and are subject to nominal construction variations. It shall be the Contractor's responsibility to verify such dimensions and details in the field and make necessary approved adjustments prior to construction or ordering of materials. Such variations shall not be cause for additional compensation for a change in the scope of the work, however, the Contractor will be paid for the quantity actually furnished at the unit price bid for the work.

Reinforcement bars shall conform to the requirements of AASHTO M 31 or M 322 Grade 60.

All construction joints shall be bonded.

The minimum thickness of the overlay shall be 1 3/4" and varies as required to adjust for the existing profile grade and beam camber.

The Contractor shall use extreme care so as not to damage the PCC Deck Beams during concrete removal. Any damage shall be repaired at the Contractor's expense.

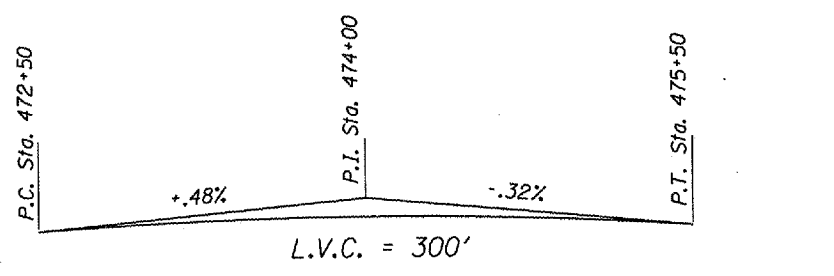


PLAN

DESIGN STRESSES

Field Units
 f'c = 3,500 psi
 fy = 60,000 psi (reinforcement)

- ① Plug existing floor drains
- ② Extend existing deck drains
- ③ Remove and replace existing curb
- ④ Place Stone Dumped Riprap, Class A4



PROFILE GRADE U.S. ROUTE 24

REVISIONS	
NAME	DATE

ILLINOIS DEPARTMENT OF TRANSPORTATION
GENERAL PLAN & ELEVATION
 FAP ROUTE 317 SECTION (25B-1)I
 LIVINGSTON COUNTY
 STA. 473+87
 DATE 09/27/2005 DRAWN BY RW

DATE: 09/27/2005 FILE: ar/projects/cmer86/cm322/details.dgn