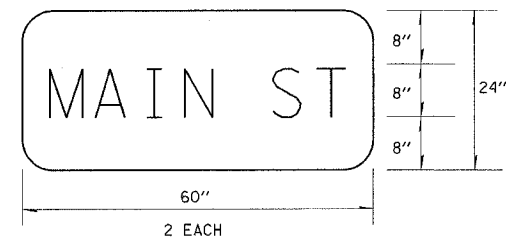
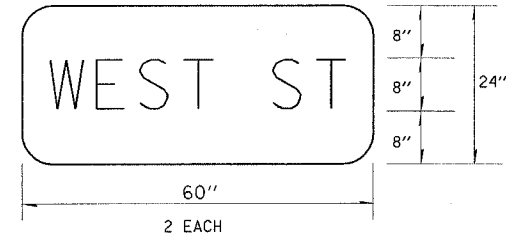


5/19/2006  
c:\projects\74161\d\03406pa.dgn

CONTRACT NO. 74161

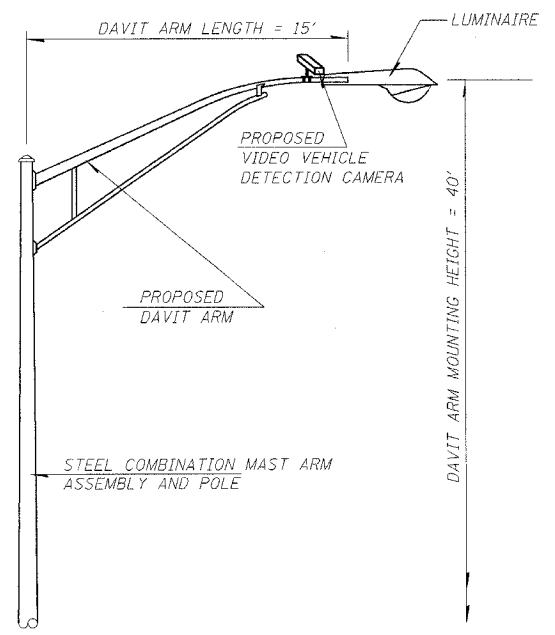
F.A.P. RTE.	SECTION	COUNTY	TOTAL SHEETS	SHEET NO.
116	*	RICHLAND	43	35
STA.		TO STA.		
FED. ROAD DIST. NO.		ILLINOIS FED. AID PROJECT		
* (123Z, 124Z)TS-2,RS-3				



SIGN PANEL DETAILS

BILL OF MATERIALS - IL 130 & MAIN STREET

ITEM	UNIT	QUANTITY
SIGN PANEL-TYPE 2	SQ FT	40.0
SERVICE INSTALLATION, TYPE B	EACH	1.0
WOOD POLE, 35 FT., CLASS 3	EACH	1.0
CONDUIT IN TRENCH, 2" DIA., PVC	FOOT	214.0
CONDUIT IN TRENCH, 4" DIA., PVC	FOOT	109.0
CONDUIT, AUGERED 4" DIA., PVC	FOOT	254.0
CONDUIT ATTACHED TO STRUCTURE, 2" DIA., GALVANIZED STEEL	FOOT	20.0
HANDHOLE	EACH	5.0
DOUBLE HANDHOLE	EACH	1.0
TRENCH AND BACKFILL FOR ELECTRICAL WORK	FOOT	323.0
ELECTRIC CABLE IN CONDUIT, 600V (XLP-TYPE USE) 3-1C NO. 10	FOOT	911.0
LUMINAIRE, SODIUM VAPOR, HORIZONTAL MOUNT, PHOTO-CELL CONTROL 250 WATT	EACH	4.0
REMOVAL OF EXISTING LIGHT UNIT SALVAGE	EACH	2.0
LIGHTING FOUNDATION REMOVAL	EACH	2.0
FULL-ACTUATED CONTROLLER AND TYPE IV CABINET	EACH	1.0
ELECTRIC CABLE IN CONDUIT, SIGNAL, NO. 14 5C	FOOT	1165.0
ELECTRIC CABLE IN CONDUIT, SIGNAL, NO. 14 7C	FOOT	2776.0
ELECTRIC CABLE IN CONDUIT, SERVICE, NO. 6 2C	FOOT	14.0
TRAFFIC SIGNAL POST, ALUMINUM 12 FT.	EACH	3.0
TRAFFIC SIGNAL POST, ALUMINUM 16 FT.	EACH	3.0
TRAFFIC SIGNAL POST, ALUMINUM 18 FT.	EACH	1.0
STEEL COMBINATION MAST ARM ASSEMBLY AND POLE, 38 FT	EACH	1.0
STEEL COMBINATION MAST ARM ASSEMBLY AND POLE, 44 FT	EACH	2.0
STEEL COMBINATION MAST ARM ASSEMBLY AND POLE, 46 FT	EACH	1.0
CONCRETE FOUNDATION, TYPE A	FOOT	21.0
CONCRETE FOUNDATION, TYPE D	FOOT	3.0
CONCRETE FOUNDATION, TYPE E 30-INCH DIAMETER	FOOT	13.5
CONCRETE FOUNDATION, TYPE E 36-INCH DIAMETER	FOOT	39.0
TRAFFIC SIGNAL BACKPLATE, LOUVERED, FORMED PLASTIC	EACH	20.0
PEDESTRIAN PUSH-BUTTON	EACH	8.0
REMOVE EXISTING TRAFFIC SIGNAL EQUIPMENT	EACH	1.0
REMOVE EXISTING HANDHOLE	EACH	12.0
REMOVE EXISTING CONCRETE FOUNDATION	EACH	9.0
VIDEO VEHICLE DETECTION SYSTEM	EACH	1.0
ELECTRIC CABLE IN CONDUIT, GROUNDING, NO. 6 1C	FOOT	727.0
SIGNAL HEAD, POLYCARBONATE, LED, 1-FACE, 3-SECTION, MAST ARM MOUNTED	EACH	7.0
SIGNAL HEAD, POLYCARBONATE, LED, 1-FACE, 5-SECTION, MAST ARM MOUNTED	EACH	5.0
SIGNAL HEAD, POLYCARBONATE, LED, 2-FACE, 1-3-SECTION, 1-5-SECTION BRACKET MOUNTED	EACH	3.0
SIGNAL HEAD, POLYCARBONATE, LED, 2-FACE, 5-SECTION BRACKET MOUNTED	EACH	1.0
PEDESTRIAN SIGNAL HEAD, POLYCARBONATE, LED, 2-FACE, BRACKET MOUNTED	EACH	4.0



VIDEO VEHICLE DETECTION CAMERA DETAIL

PLOT DATE = 5/19/2006  
FILE NAME = #FILE#  
PLOT SCALE = #SCALE#  
USER NAME = #USER#

REVISIONS	
NAME	DATE

ILLINOIS DEPARTMENT OF TRANSPORTATION

**BILL OF MATERIALS  
IL 130 & MAIN ST**

SCALE: VERT. \_\_\_\_\_  
HORIZ. \_\_\_\_\_

DATE \_\_\_\_\_ DRAWN BY \_\_\_\_\_  
CHECKED BY \_\_\_\_\_