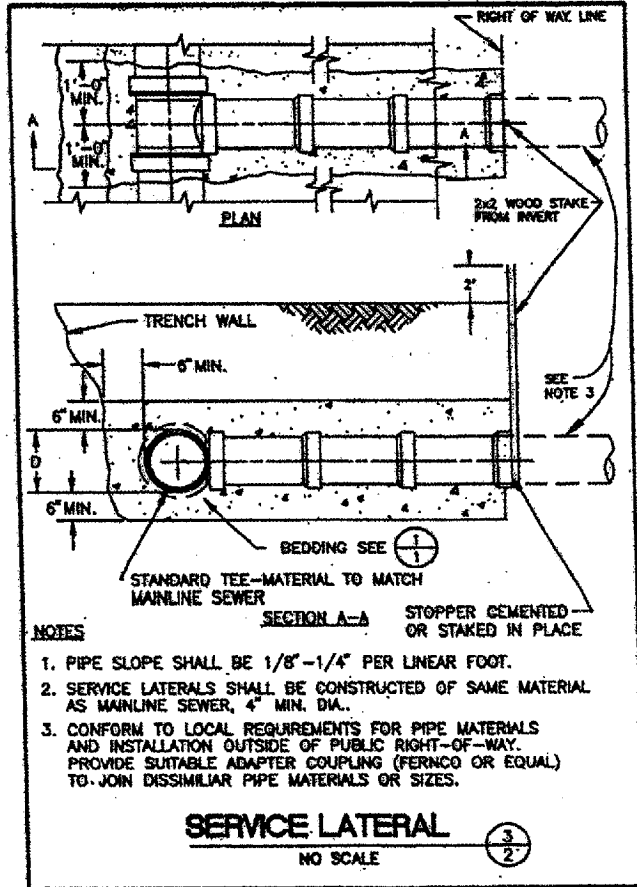
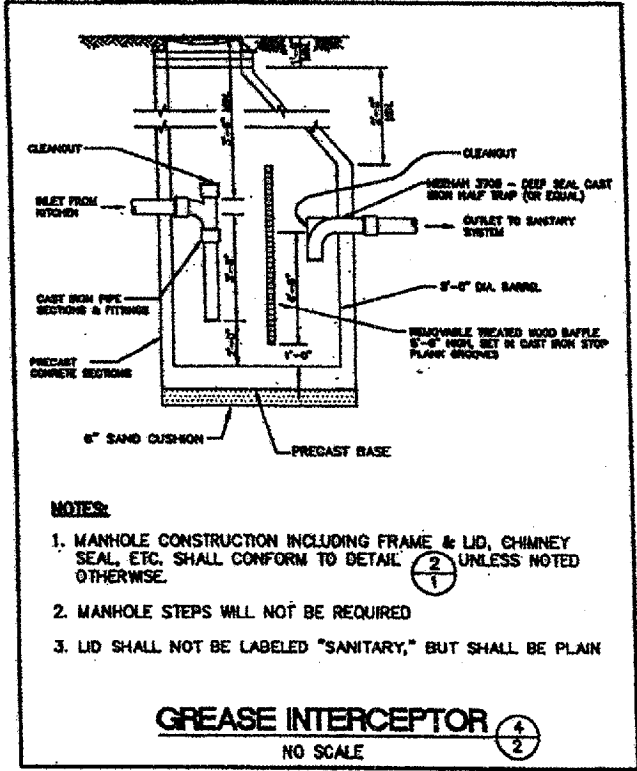
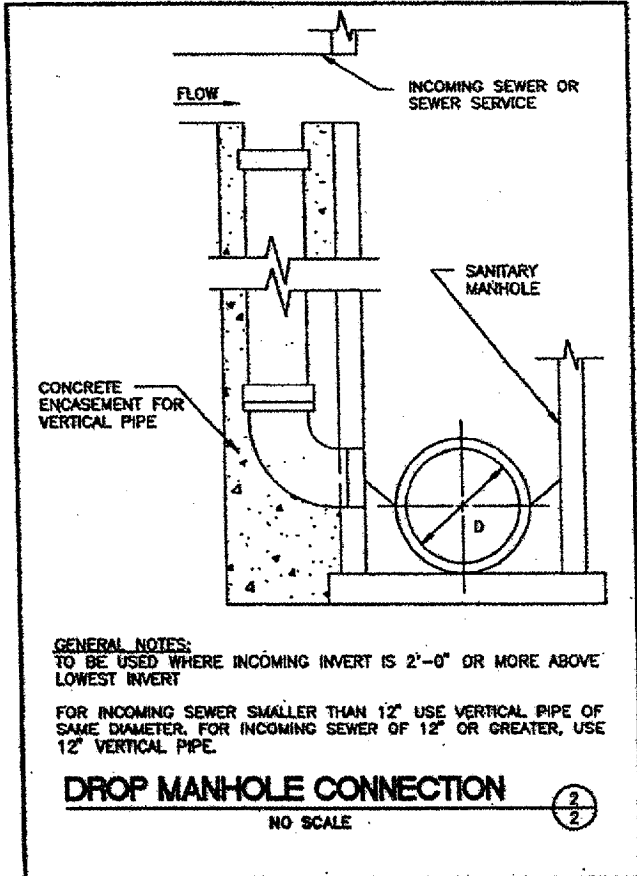
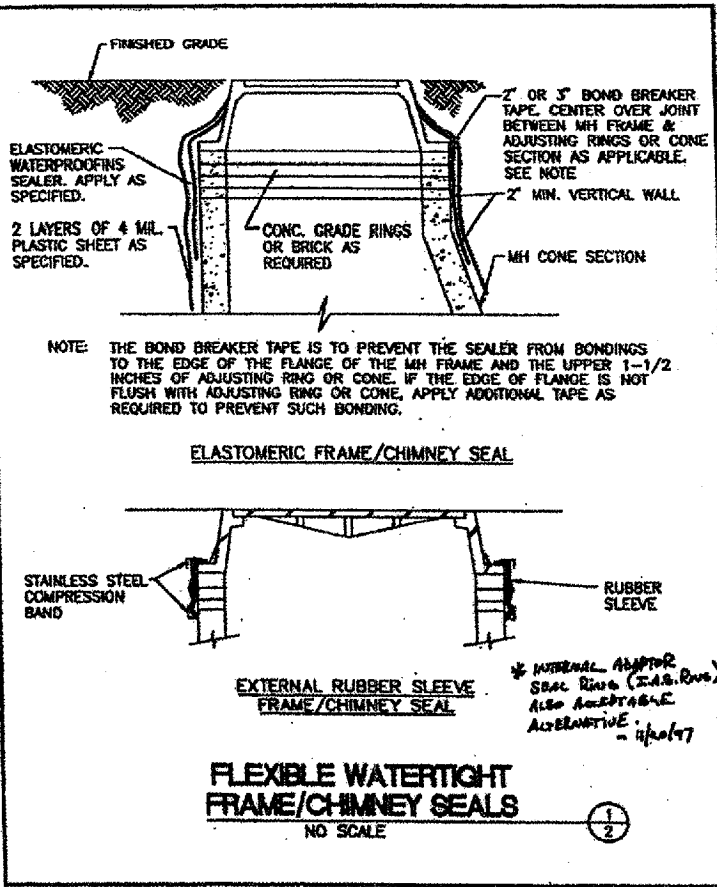


07319

TOTAL SHEETS	38	SHEET NO.	38
PROJECT	M-5017 (36)		



GENERAL NOTES:

- SANITARY SEWER CONSTRUCTION SHALL CONFORM TO THE STANDARD SPECIFICATIONS FOR WATER SEWER MAIN CONSTRUCTION IN ILLINOIS, LATEST EDITION.
- SEWERS, RISERS, AND SERVICE LATERALS MAY BE CONSTRUCTED OF EITHER DIP OR PVC PIPE WITH BEDDING AS INDICATED. CARRIER PIPES, MUST BE CONSTRUCTED OF DIP PIPE AS SPECIFIED BELOW.
DUCTILE IRON PIPE: ANWWA C151; THICKNESS ANWWA C150; INTERIOR CEMENT LINING AND BITUMINOUS COATINGS; EXTERIOR COAL TAR COATING, ANWWA C104, PRESSURE CLASS 350. JOINTS SHALL BE ANWWA C111 RUBBER RING SLIP SEAL OR PUSH-ON TYPE.
POLYVINYL CHLORIDE (PVC) PIPE: ASTM D3034, HEAVY WALL SEWER PIPE; SDR-26. JOINTS SHALL BE ASTM D3212 FLEXIBLE ELASTOMERIC SEALS.
- CONTRACTOR SHALL NOTIFY THE DEKALB SANITARY DISTRICT AND THE CITY OF DEKALB (IF IN PUBLIC RIGHT-OF-WAY) 24 HOURS IN ADVANCE OF THE BEGINNING OF SANITARY SEWER CONSTRUCTION.
- FULL LENGTH OF SANITARY SEWERS SHALL BE TESTED AS SPECIFIED IN DIVISION 3, SECTION 31 OF THE STANDARD SPECIFICATIONS FOR WATER AND SEWER MAIN CONSTRUCTION IN ILLINOIS. THE CONTRACTOR SHALL NOTIFY THE DEKALB SANITARY DISTRICT 48 HOURS IN ADVANCE OF THE TESTING PROCEDURES. A REPRESENTATIVE OF THE DEKALB SANITARY DISTRICT MUST BE PRESENT TO OBSERVE THE TESTING PROCEDURES. TESTING WILL INCLUDE LOW PRESSURE AIR TESTING, DEFLECTION TESTING OF FLEXIBLE PIPE, AND PIPE LAMPING.
TREMPROOF 66
DURAMEN V500
THODOCK OF
SKAFLEX IA
- SANITARY MANHOLE FRAME/CHIMNEY SEAL SHALL CONSIST OF AN EXTERNAL RUBBER SLEEVE MANUFACTURED BY CRETEX SPECIALTY PRODUCTS OR AN ELASTOMERIC FRAME/CHIMNEY SEAL. THE ELASTOMERIC FRAME/CHIMNEY SEAL SHALL BE A SINGLE COMPONENT MOISTURE CURING POLYURETHANE ACCEPTABLE PRODUCTS.
PRIMER AND CLEANER SHALL BE AS RECOMMENDED OR FURNISHED BY THE SEALER SUPPLIER.
THE FRAME/CHIMNEY SEAL SHALL BE INSTALLED IN SUFFICIENT HEIGHT TO COVER THE FRAME/CHIMNEY JOINT AND ANY JOINTS ABOVE AND BELOW ANY PRECAST ADJUSTMENT RINGS.

- SANITARY MANHOLE TESTING
ALL NEW MANHOLES TO BE TESTED WITH VACUUM TESTER AS FOLLOWS:
Sheet 2 of 2
A. THE CONTRACTOR SHALL NOTIFY THE DEKALB SANITARY DISTRICT 48 HOURS IN ADVANCE OF THE TESTING PROCEDURE.
B. CONTRACTOR SHALL TEST MANHOLE FROM TOP OF CONE SECTION ON DOWN. TESTING OF ADJUSTING RINGS AND THE FRAME TO MANHOLE JOINT IS NOT REQUIRED.
C. PLUG ALL INCOMING AND OUTGOING SEWER AND SERVICE LINES AND RESTRAIN PLUGS.
D. REMOVE LID AND PLACE VACUUM TESTER HEAD ON TOP PORTION OF CONE SECTION.
E. DRAW VACUUM OF 10 INCHES HG.
F. TIME FOR VACUUM TO DROP TO 9 INCHES HG SHALL NOT BE LESS THAN 40, 50, OR 60 SECONDS FOR MANHOLE DIAMETERS OF 48, 60, AND 72 INCHES RESPECTIVELY.
(1) FOR MANHOLES DEEPER THAN 20 FEET, TEST TIMES SHALL BE INCREASED BY 2 SECONDS PER FOOT OF ADDITIONAL MANHOLE DEPTH.
G. MANHOLES THAT FAIL SHALL BE SEALED AND RETESTED BY CONTRACTOR AT NO ADDITIONAL COMPENSATION UNTIL MANHOLE IS ABLE TO PASS TEST.
H. SEQUENCE OF MANHOLE CONSTRUCTION, TESTING
1. CONSTRUCT MANHOLE WITH LID/CASTING SET TO APPROXIMATE FINISHED GRADE. LID MUST BE EXPOSED.
2. PERFORM SANITARY MANHOLE TESTING IN CONFORMANCE WITH NOTE 7.
3. ISOLATE AND REPAIR ANY LEAKING JOINTS, PIPE SEALS, ETC. OBTAIN PRE-APPROVAL OF REPAIR MATERIALS AND METHODS FROM DEKALB SANITARY DISTRICT. LEAKS MUST BE REPAIRED EXTERNALLY. "WIPING" OF MORTAR OR SEALANTS ON INSIDE SURFACE OF MANHOLE WILL NOT BE ACCEPTED. RETEST MANHOLE.
4. THE DEKALB SANITARY DISTRICT WILL APPROVE THE PROJECT MANHOLES FOR PURPOSES OF OBTAINING OCCUPANCY PERMITS, ONCE ALL MANHOLES HAVE BEEN SUCCESSFULLY VACUUM TESTED.
5. ONCE THE LEVELING BINDER FOR THE STREET HAS BEEN CONSTRUCTED, ADJUST MANHOLE TO FINAL GRADE AND INSTALL FRAME/CHIMNEY SEALS.
6. CONTACT DEKALB SANITARY DISTRICT FOR FINAL VISUAL INSPECTION OF FRAME/CHIMNEY SEAL INSTALLATIONS.
9. SYSTEM ISOLATION
THE DEKALB SANITARY DISTRICT WILL INSTALL ISOLATION PLUG(S) TO PROTECT THE "LIVE" DOWNSTREAM SANITARY SEWERS FROM EXTRANEOUS WATER AND DEBRIS DURING THE SEWER CONSTRUCTION.
THE PLUGS WILL NOT BE REMOVED UNTIL THE NEW SEWERS HAVE PASSED THE REQUIRED TESTS AND INSPECTIONS AND AT SUCH TIME THAT THE DISTRICT DETERMINES TO BE APPROPRIATE.
TAMPERING WITH OR REMOVAL OF THE ISOLATION PLUGS IS A VIOLATION OF DEKALB SANITARY DISTRICT ORDINANCE NO. 259. ANY PERSON VIOLATING SAID ORDINANCE PROVISION IS SUBJECT TO FINES, LEGAL ACTION AND IMMEDIATE ARREST.
10. RECORD DRAWINGS
THE CONTRACTOR SHALL SUPPLY THROUGH HIS ENGINEER THE DISTRICT WITH TWO SETS OF RECORD DRAWINGS. ONE SET IS TO BE A MYLAR COPY AND ONE SET IS TO BE A BLUELINE OR "XEROX" COPY. THE RECORD DRAWINGS SHALL INDICATE ANY CHANGES FROM ORIGINAL PLANS.
THE RECORD DRAWINGS SHALL INCLUDE THE FOLLOWING: 1) THE RM AND INVERT ELEVATIONS (USGS/MSL DATUM), 2) THE X GRADE, SIZE, PIPE MATERIAL AND DISTANCE FROM MANHOLE TO MANHOLE, 3) THE DISTANCE FROM A DEFINED MANHOLE TO EACH SERVICE WYE OR TEE AND THE LOCATION OF LATERALS AT LOT PROPERTY LINES (MEASURED FROM LOT LINE PINS), 4) SIZE & MATERIAL SERVICE LATERALS ARE MADE OF.
RECORD DRAWINGS ARE TO BE LABELED "RECORD DRAWINGS", AND DATED AND SIGNED BY AN ENGINEER LICENSED IN THE STATE OF ILLINOIS.
11. PROJECT COMPLETION/ACCEPTANCE
TO ASSURE A TIMELY ACCEPTANCE OF THE NEW SEWER, ALL DEFICIENCIES SHALL BE NOTED DURING THE DISTRICT'S INSPECTIONS AND SHALL BE CORRECTED PRIOR TO FINAL INSPECTION. THE PLACEMENT OF A NEW SYSTEM INTO SERVICE OR THE ISSUANCE OF OCCUPANCY PERMITS MAY BE JEOPARDIZED UNTIL ALL REQUIREMENTS ARE COMPLETED.

05/03/2006 02:39 PM
 I:\Users\051526\CA\DD\9\work\Sheet\05-5017.dgn

REV.	DATE	REMARKS

DESIGNED: DLR
 DRAWN: EMK
 CHECKED: MLP
 DATE: 7/14/97

BELING CONSULTANTS

Professional Engineering
 Since 1908
 Moline, IL, Columbus, OH, Devonport, IA,
 Chicago, IL, Joliet, IL, Peoria, IL, Beloit, WI.

PRELIMINARY
 FINAL
 RECORD

GENERAL NOTES AND DETAILS

DEKALB SANITARY DISTRICT

DEKALB ILLINOIS

SECTION	05-0001-01-PV
---------	---------------