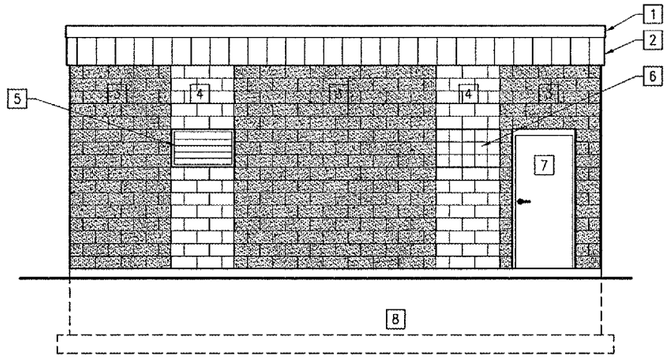

A A2.1 WEST ELEVATION
SCALE 1/4"=1'-0"
2 0 4 8 FEET

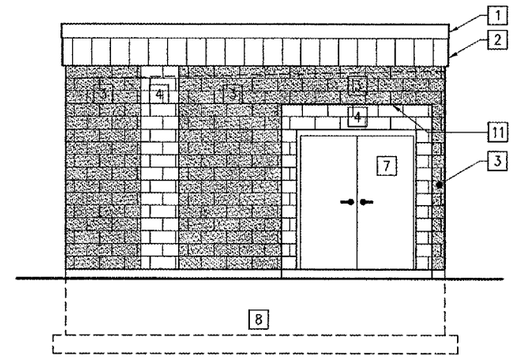

B A2.1 NORTH ELEVATION
SCALE 1/4"=1'-0"
2 0 4 8 FEET

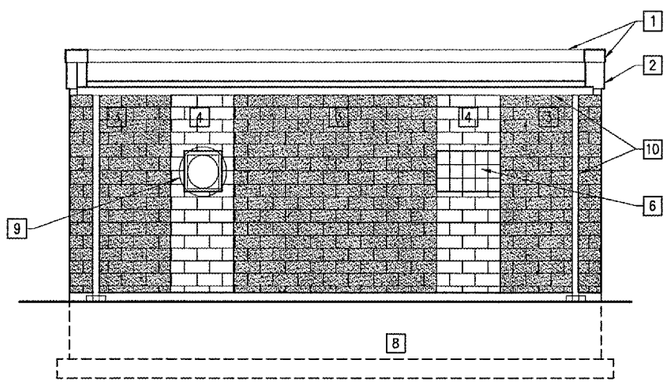

C A2.1 EAST ELEVATION
SCALE 1/4"=1'-0"
2 0 4 8 FEET

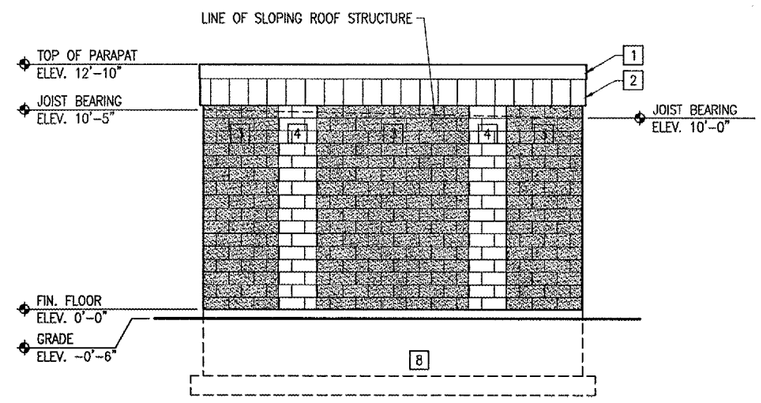

D A2.1 SOUTH ELEVATION
SCALE 1/4"=1'-0"
2 0 4 8 FEET

1 18 GA. PREFINISHED METAL COPING; COLOR TO MATCH TERMINAL BUILDING ("BLUE")

2 24 GA. PREFINISHED METAL WALL PANEL; PANELS TO BE McELROY METAL "MINI-RIB" OR EQUAL; COLOR = WHITE

3 8" X 16" X 8" SPLIT-FACE CONCRETE BLOCK; COLOR = WHITE

4 8" X 16" X 8" SMOOTH-FACE CONCRETE BLOCK; COLOR = WHITE

5 24"h X 40"w WALL OPENING w/ LOUVER

6 24"h X 40"w WALL OPENING w/ 8" X 8" GLASS BLOCK

7 INSULATED HOLLOW METAL DOOR AND FRAME (PAINT = WHITE)

8 CONCRETE FOUNDATION - SEE STRUCTURAL DRAWINGS

9 WALL-MOUNTED EXHAUST FAN; CENTERLINE OF WALL OPENING TO BE AT 6'-4" ABOVE FLOOR SLAB

10 GALV. METAL GUTTER & DOWNSPOUTS (PSINTED "WHITE" TO MATCH METALFASCIA PANELS). RPOVIDE CONCRETE SPLASH BLOCKS (2)

11 PRE-FINISHED METAL SOFFIT AT ENTRY

DI022

HANSON
HANSON PROFESSIONAL SERVICES INC.
815 Commerce Drive Suite 200
Oak Brook, Illinois 60523
Telephone: 630.990.3800
Fax: 630.990.3801

City of Dixon

CITY OF DIXON, ILLINOIS
Post Office Box 386
Dixon, Illinois 61021
Telephone: 815.288.1485

DIXON MUNICIPAL AIRPORT
CHARLES R. WALGREEN FIELD

CONSTRUCT REPLACEMENT
AIRFIELD ELECTRICAL VAULT

AIP PROJECT NO. 3-17-0036-B8
IDA PROJECT NO. C73-3548

No.	Drawing Issue Description	Date	By

Date
JUNE 23, 2006

Sheet Title
VAULT ELEVATIONS

843-05C8010
Project Number

CAB 06/13/06
Layout By Date

CAB 06/13/06
Designed By Date

RMH //06
Reviewed By Date

MV
Drawn By

A2.1
SHEET 9 OF 36
Sheet No.