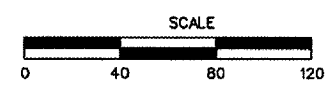
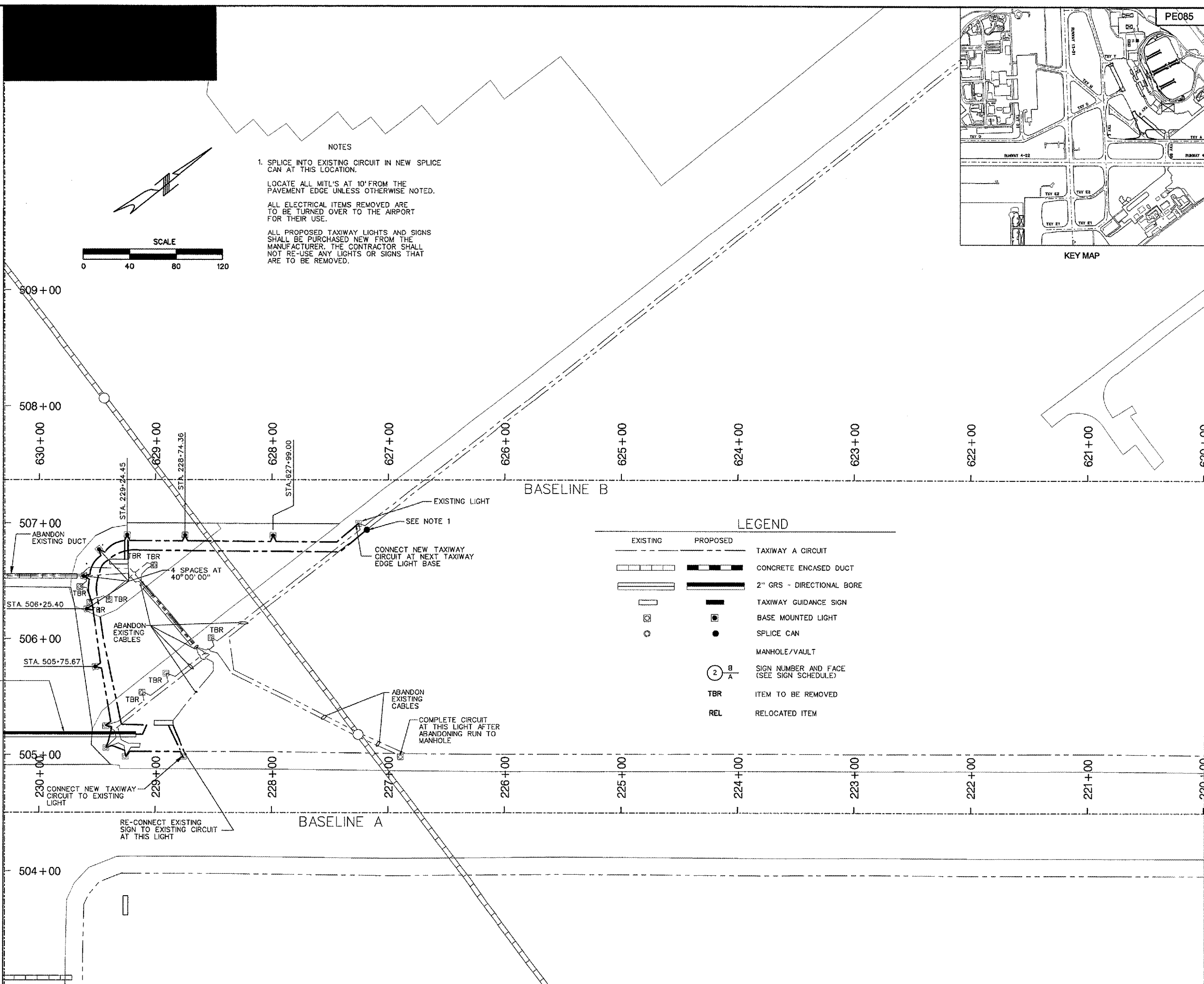


7/13/2006 K:\Peoria\040610302\Draw\Sheets\032A\_Elec\_Layout\_Plan\_3.dgn

MATCHLINE



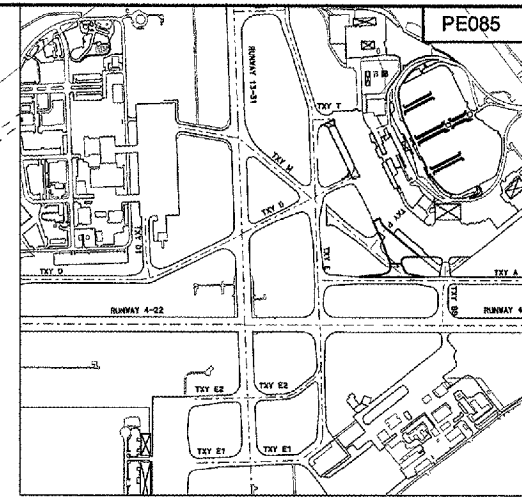
**NOTES**

1. SPLICE INTO EXISTING CIRCUIT IN NEW SPLICE CAN AT THIS LOCATION.

LOCATE ALL MITL'S AT 10' FROM THE PAVEMENT EDGE UNLESS OTHERWISE NOTED.

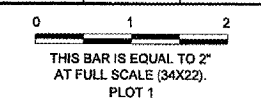
ALL ELECTRICAL ITEMS REMOVED ARE TO BE TURNED OVER TO THE AIRPORT FOR THEIR USE.

ALL PROPOSED TAXIWAY LIGHTS AND SIGNS SHALL BE PURCHASED NEW FROM THE MANUFACTURER. THE CONTRACTOR SHALL NOT RE-USE ANY LIGHTS OR SIGNS THAT ARE TO BE REMOVED.



KEY MAP

REVISIONS		
NUMBER	BY	DATE



PE085

**RELOCATE TAXIWAY A AND D FROM MID-FIELD INTERSECTION PHASE 2**

**LEGEND**

EXISTING	PROPOSED	DESCRIPTION
		TAXIWAY A CIRCUIT
		CONCRETE ENCASED DUCT
		2" GRP - DIRECTIONAL BORE
		TAXIWAY GUIDANCE SIGN
		BASE MOUNTED LIGHT
		SPLICE CAN
		MANHOLE/VAULT
		SIGN NUMBER AND FACE (SEE SIGN SCHEDULE)
		ITEM TO BE REMOVED
		RELOCATED ITEM

**CMT**  
CRAWFORD, MURPHY & TILLY, INC.  
CONSULTING ENGINEERS

IL PROJECT: PIA-3616  
AIP PROJ: 3-17-0080-XX

FILE: ...032A\_Elec\_Layout\_Plan\_3.dgn

DESIGN BY:   
DRAWN BY: CAG  
CHECKED BY: TCS  
APPROVED BY: CET  
DATE: JUNE 30, 2006  
JOB No: 04061-03-02

**ELECTRICAL LAYOUT PLAN SHEET 3 OF 6**

SHEET 56 OF 107 SHEETS