

NO.	MESSAGE						REMARKS
	FACE A			FACE B			
	BLANK	M	E	D	Y	31	
17	BLANK	M	E	D	Y	31	REPLACE PANELS **
18	BLANK	E	D	M	E	TERM	REPLACE PANELS **
19	BLANK	BLANK	D	E	M	13	REPLACE PANELS **
20	BLANK	E	D	M	E	IANG	REPLACE PANELS **

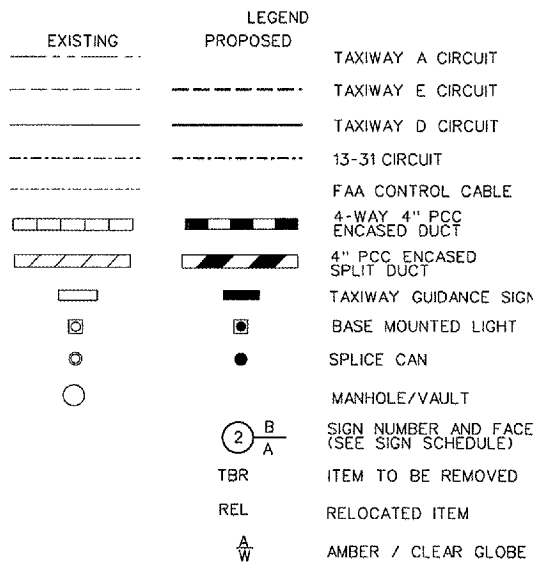
THE DESIGNATIONS ARE AS FOLLOWS:

L* TAXIWAY AND RUNWAY LOCATION SIGN - YELLOW LEGEND AND BORDER ON BLACK BACKGROUND

Y* DIRECTION, DESIGNATION & BOUNDARY SIGNS - BLACK LEGEND ON YELLOW BACKGROUND

R* MANDATORY INSTRUCTION SIGN - WHITE LEGEND ON RED BACKGROUND

** REPLACEMENT OF PANELS TO BE MEASURED FOR PAYMENT ACCORDING TO ITEM AR125470- MODIFY EXISTING SIGN PANEL.



NOTES:


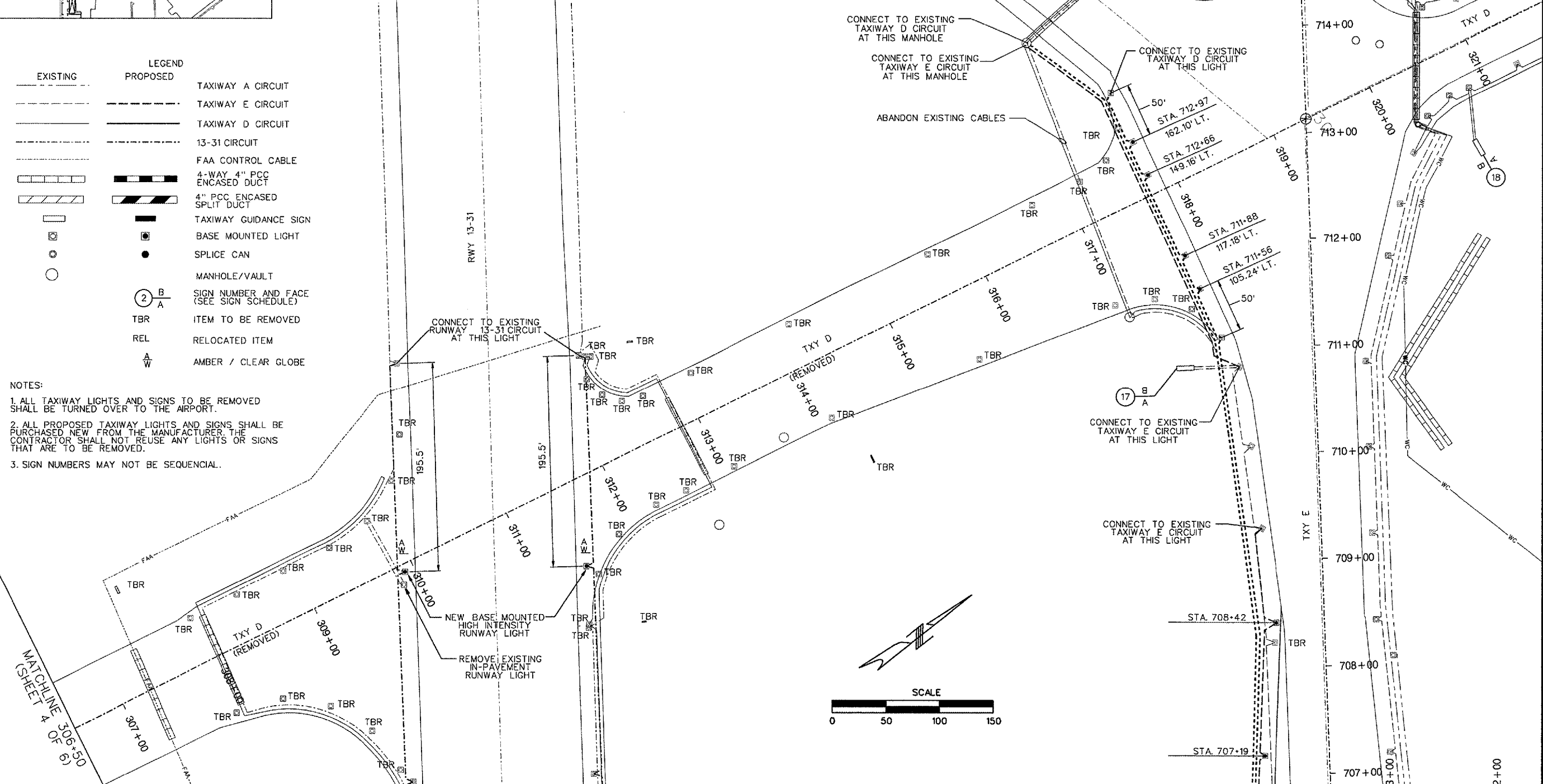
1. ALL TAXIWAY LIGHTS AND SIGNS TO BE REMOVED SHALL BE TURNED OVER TO THE AIRPORT.
2. ALL PROPOSED TAXIWAY LIGHTS AND SIGNS SHALL BE PURCHASED NEW FROM THE MANUFACTURER. THE CONTRACTOR SHALL NOT REUSE ANY LIGHTS OR SIGNS THAT ARE TO BE REMOVED.
3. SIGN NUMBERS MAY NOT BE SEQUENTIAL.

MATCHLINE 306+50 (SHEET 4 OF 6)

7/13/2006 K:\Peoria\0406103_03\Draw\Sheets\031_Elec_Layout_Plan_3A.dgn

7/13/2006 K:\Peoria\0406103_03\Draw\Sheets\031_Elec_Layout_Plan_3A.dgn

7/13/2006 K:\Peoria\0406103_03\Draw\Sheets\031_Elec_Layout_Plan_3A.dgn



MATCHLINE 13-31 - (SEE SHEET 5 OF 6)

REVISIONS		
NUMBER	BY	DATE

THIS BAR IS EQUAL TO 2" AT FULL SCALE (34X22), PLOT 1

PE085

RELOCATE TAXIWAYS A AND D FROM MID-FIELD INTERSECTION PHASE 2

CMT
CRAWFORD, MURPHY & TILLY, INC.
CONSULTING ENGINEERS

IL PROJECT: PIA-3616 AIP PROJ: 3-17-0080-XX
FILE: ...031_Elec_Layout_Plan_3A.dgn
DESIGN BY: TCS
DRAWN BY: CAG
CHECKED BY: TCS
APPROVED BY: CET
DATE: JUNE 30, 2006
JOB No: 04061-03-03
ELECTRICAL LAYOUT PLAN SHEET 6 OF 6
SHEET 58 OF 116 SHEETS