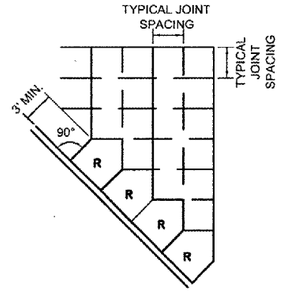

JOINTING AT SKEWED EDGE

N.T.S.

FILLET RADIUS	"X" (IN FEET)	"Y" (IN FEET)
20	4.30	6.24
25	4.88	7.00
30	5.40	7.68
50	7.11	9.95
75	8.79	12.21
85	9.38	13.00
100	10.21	14.11
125	11.44	15.78
150	12.56	17.29
175	13.58	18.68
200	14.53	19.98

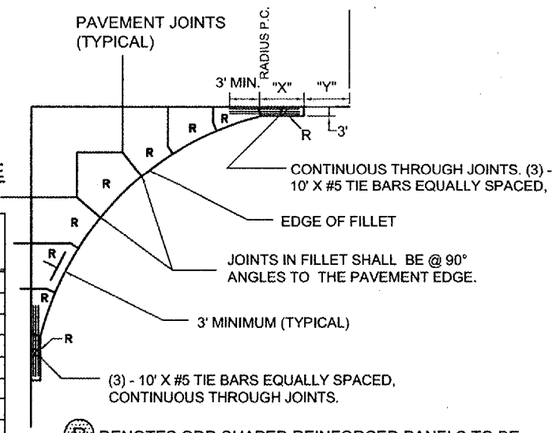

(R) DENOTES ODD SHAPED REINFORCED PANELS TO BE REINFORCED WITH DEFORMED WIRE FABRIC AS SHOWN ON JOINTING DETAILS SHEET. ALL NON RECTANGULAR SHAPED PANELS SHALL BE REINFORCED. (REINFORCEMENT NOT SHOWN)

FILLET DETAIL AND FILLET REINFORCING LAYOUT

NOTES:

1. REINFORCED PANELS NOT SHOWN FOR CLARITY. SEE DETAILS THIS SHEET FOR REQUIREMENTS OF LOCATIONS. NEW TAPERS SHALL REQUIRE REINFORCED PANELS PER "JOINTING AT SKEWED EDGE DETAIL".
2. ORANGE CONES SHALL BE PLACED AT 25' CENTERS ALONG THE PAVEMENT EDGE DURING CONCRETE POURING OPERATIONS OF THE CLOSURE LANES TO PREVENT VEHICLES FROM ENTERING PLASTIC CONCRETE. IN THE EVENT A VEHICLE ENTERS THE CONCRETE BEFORE A MINIMUM COMPRESSIVE STRENGTH OF 3,500 PSI HAS BEEN OBTAINED, SAID PAVEMENT SHALL BE REMOVED AND REPLACED AT THE CONTRACTOR'S EXPENSE.
3. NEW PAVING LANE VARIES IN WIDTH AND IS APPROXIMATELY 25'± WIDE.

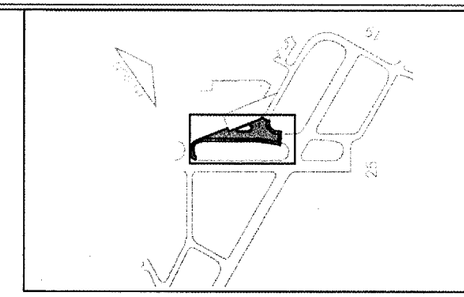

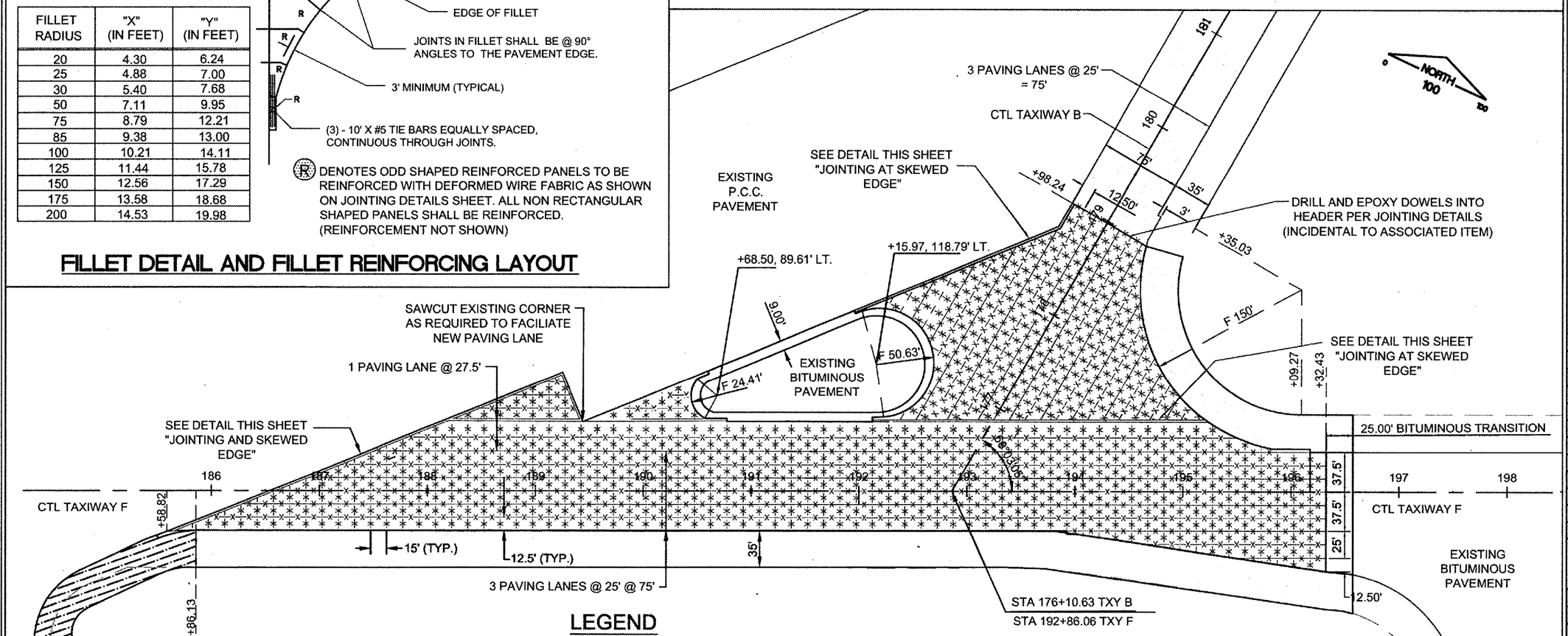

LEGEND

- NEW TYPE B EXPANSION JOINT WITH THICKENED EDGE
- NEW TYPE D DOWELED CONSTRUCTION JOINT
- NEW TYPE F DOWELED CONTRACTION JOINT
- NEW TYPE B EXPANSION JOINT WITH THICKENED EDGE
- NEW BITUMINOUS SHOULDER CONSTRUCTION
- NEW BITUMINOUS SHOULDER OVERLAY

JOINTING PLAN - 1

RO013

CMT
CRAWFORD, MURPHY & TILLY, INC.
CONSULTING ENGINEERS
Copyright CMT, Inc.

Chicago / Rockford International Airport

Rockford, Illinois

Greater Rockford Airport Authority

AIP: 3-17-0088-XX
RFD-3617

Rehab. Txy B (Phase 2)

Revisions

No.	Date	Description

THIS BAR IS EQUAL TO 1" AT FULL SCALE (17 X 11).

DESIGN BY:	CMT- ARR
DRAWN BY:	CMT- ARR
CHECKED BY:	CMT- ARR
APPROVED BY:	JGP
DATE:	6.9.2006
JOB No:	04258-05-00

JOINTING PLAN - 1 (JNT1)

13

SHEET 13 OF 19 SHEETS