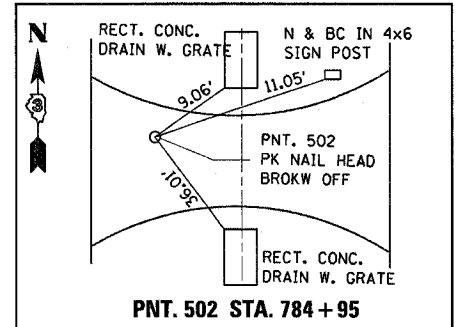
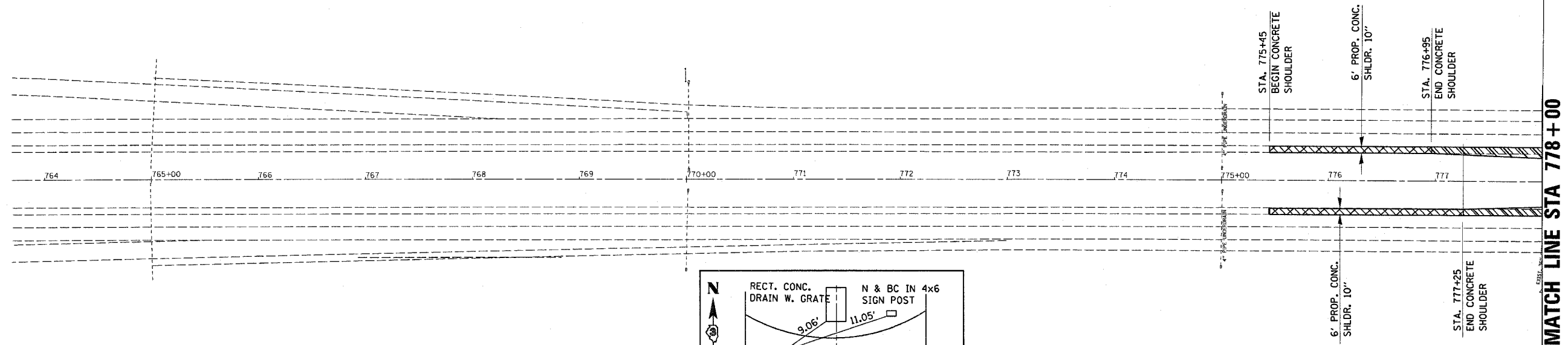


F.A. RTE.	SECTION	COUNTY	TOTAL SHEETS	SHEET NO.
39	(50-4)	LASALLE	33	11
STA.		TO STA.		
FED. ROAD DIST. NO.		ILLINOIS	FED. AID PROJECT	



PCC SHOULDER REMOVAL
~~CONTINUOUSLY REINFORCED PCC PVMT 10"~~
 PCC PVMT 10" (JOINTED)
 PCC SHOULDERS 10"

MATCH LINE STA 778+00

REMOVE AND REINSTALL CONCRETE HEADWALL FOR PIPE UNDERDRAINS 2 EACH

STA 782+00 PIPE CULVERT CL A, TY 1 18" - 800 FT 18" PRC FL. END SECT. - 1 EACH

STA. 783+96 BEGIN FULL WIDTH CONCRETE PVMT.

PAVEMENT REMOVAL 230 50 YDS

STA. 790+00 REMOVE PIPE CULVERT - 18 FT PROP. PIPE CULVERT CL A, TY 1 24" - 33 FT PROP. INLET TY. B W' TY 1 F&G O.L.

STA. 792+12.5 END TEMPORARY CONCRETE BARRIER.

STA. 792+65 BEGIN 13' CONCRETE PVMT JOINTED

MATCH LINE STA 778+00

MATCH LINE STA 793+00



PCC SHOULDER REMOVAL
 BITUMINOUS SHOULDER REMOVAL
 PROPOSED 10" CONCRETE SHOULDER
~~CONTINUOUSLY REINFORCED PCC PVMT 10"~~
 PCC PVMT 10" (JOINTED)

IMPACT ATTENUATOR (NON-REDIRECTIVE) TEST LEVEL 3 - 1 EACH

STA 788+00 PROP. DRAINAGE STRUCTURE TY. 1, WITH (2) TY. 20 F & G

IMPACT ATTENUATOR REMOVAL - 1 EACH


REVISIONS	
NAME	DATE

ILLINOIS DEPARTMENT OF TRANSPORTATION

CROSSOVER PLAN SOUTH

SCALE: VERT. DATE
HORIZ.

DRAWN BY
CHECKED BY



REVISED
7-27-2005

PLOT DATE = 4/22/2005
FILE NAME = #FILEL#
PLOT SCALE = #SCALE#
REFERENCE = #REF#