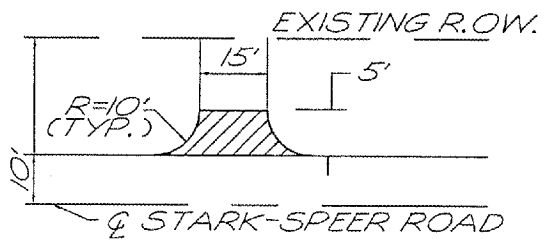
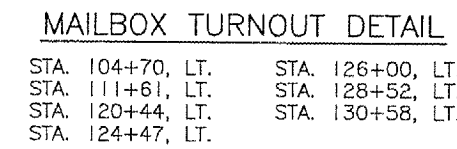
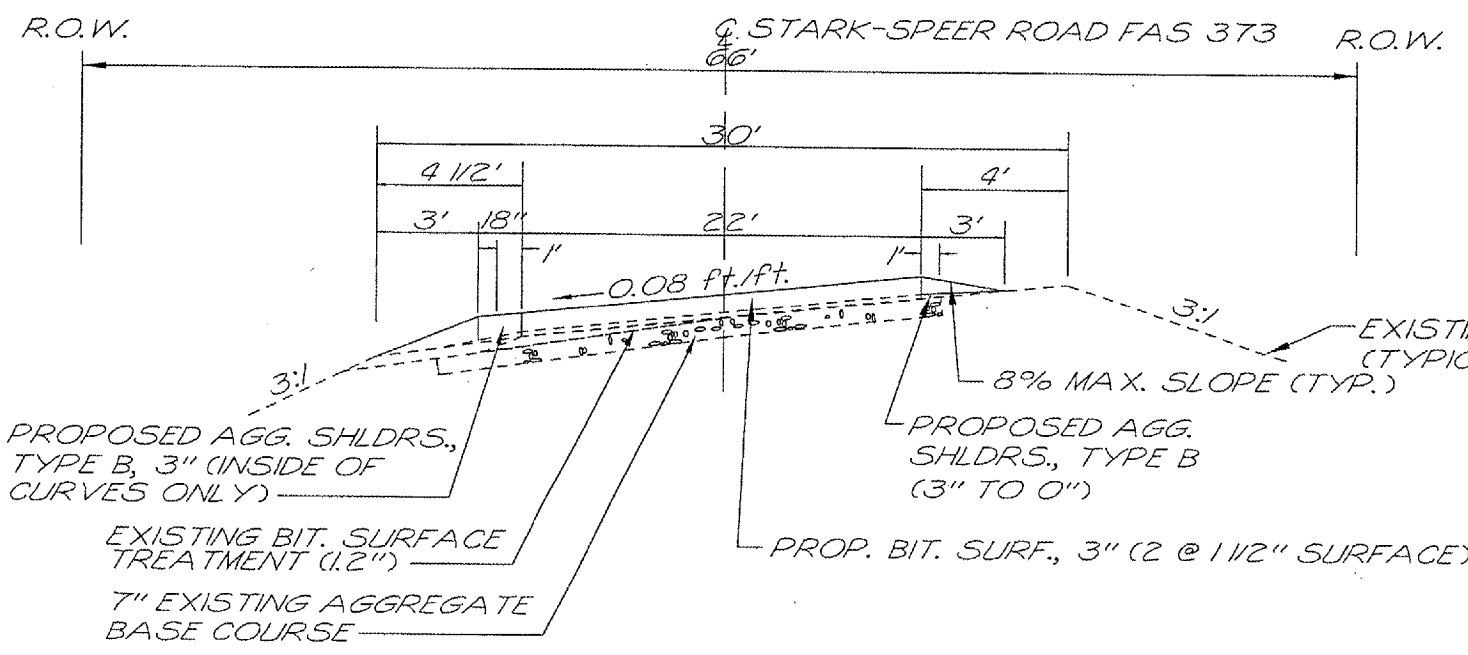
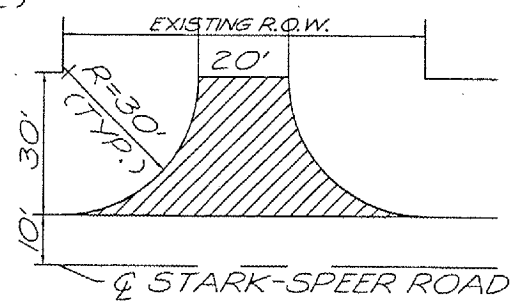
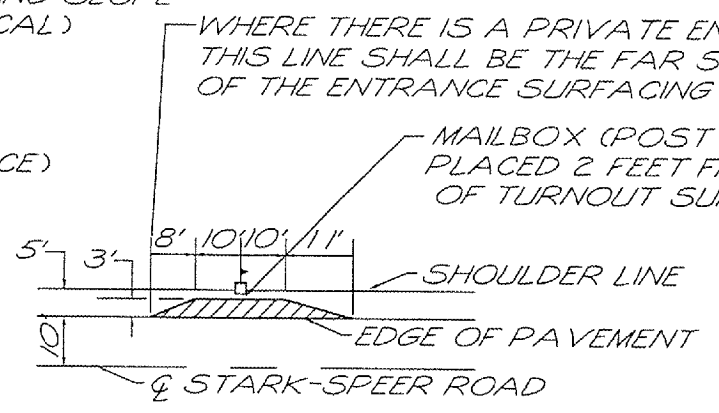
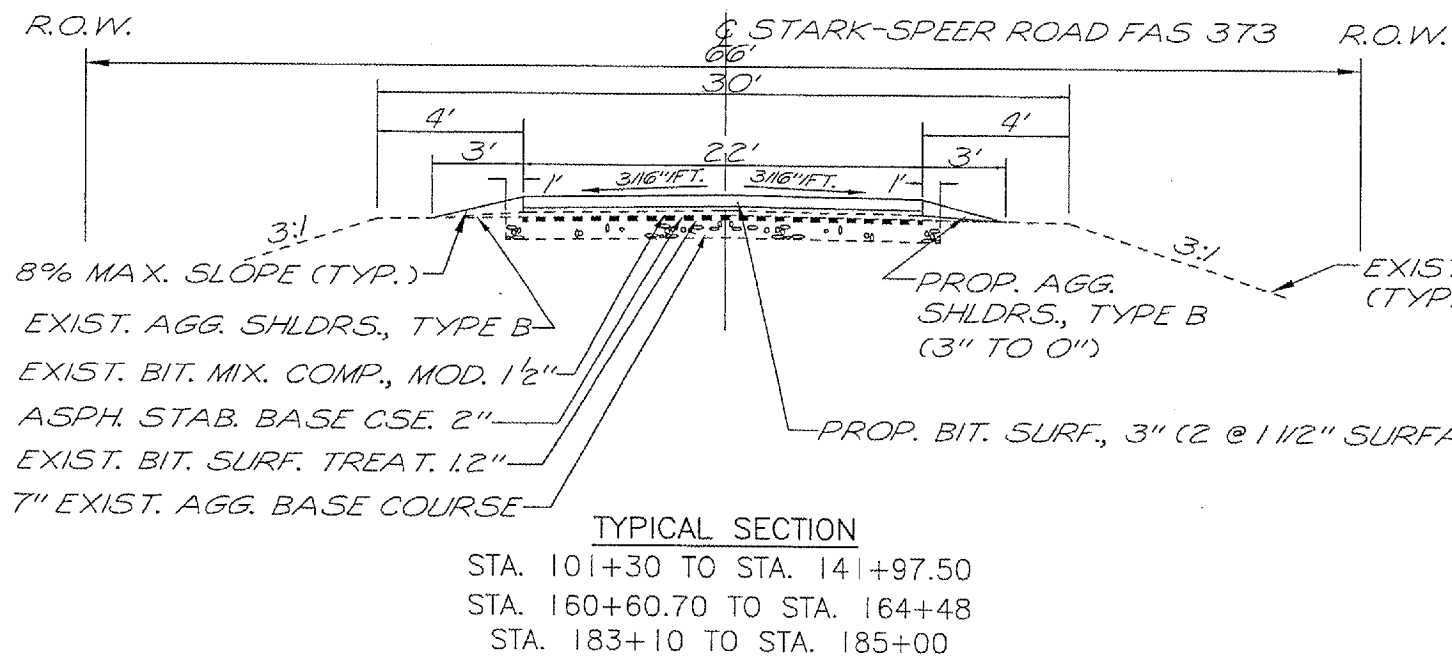


RTE.	SECTION	COUNTY	TOTAL SHEETS	SHEET NO.
FAS 373 CH. #3	*	STARK CO.	4	2
STA. 101+30		TO STA. 185+00		
F.H.W.A. REG.		ILLINOIS	PROJECT **	

*01-00149-00-RS
**RS-373 (108)



ALL SIDE ROADS, MAILBOX TURNOUTS, FIELD AND PRIVATE ENTRANCES SHALL BE BITUMINOUS SURFACE COURSE.

PAVEMENT DESIGN

SDT (2015) PV 442, SU 35, MU 25
 CLASS III ROAD OR STREET DP= 15 YEARS
 MINIMUM SOIL SUPPORT IFR = 3.0
 TRAFFIC FACTOR 0.10148 Df REQUIRED = 2.90

Df PROVIDED:	EXIST. AGGREGATE BASE	= 7x0.08 = 0.56
	EXIST. BIT. SURF. TREATMT.	= 1.2x0.20 = 0.24
	EXIST. BIT. COMPL MOD	= 1.5x0.33 = 0.50
	EXIST. COLD MIX. MATL	= 2x0.22 = 0.44
	PROP. SURFACE	= 3x0.40 = 1.20
	TOTAL	= 2.94

- T.R. STA. 141+97.50 TO STA. 144+67.50
- S.E. STA. 144+67.50 TO STA. 157+90.70 (RT)
- T.R. STA. 157+90.70 TO STA. 160+60.70
- N.C. STA. 160+60.70 TO STA. 164+48
- T.R. STA. 164+48 TO STA. 167+18
- S.E. STA. 167+18 TO STA. 180+40 (LT)
- T.R. STA. 180+40 TO STA. 183+10
- T.R. = TRANSITION
- S.E. = SUPER ELEVATED
- N.C. = NORMAL CROWN

TYPICAL SECTIONS, DETAILS OF ENTRANCES, SIDE ROADS AND MAILBOX TURNOUT

G:\data\5607-11\DWG\560711_03.DWG
 Jun 08, 2005 8:40am