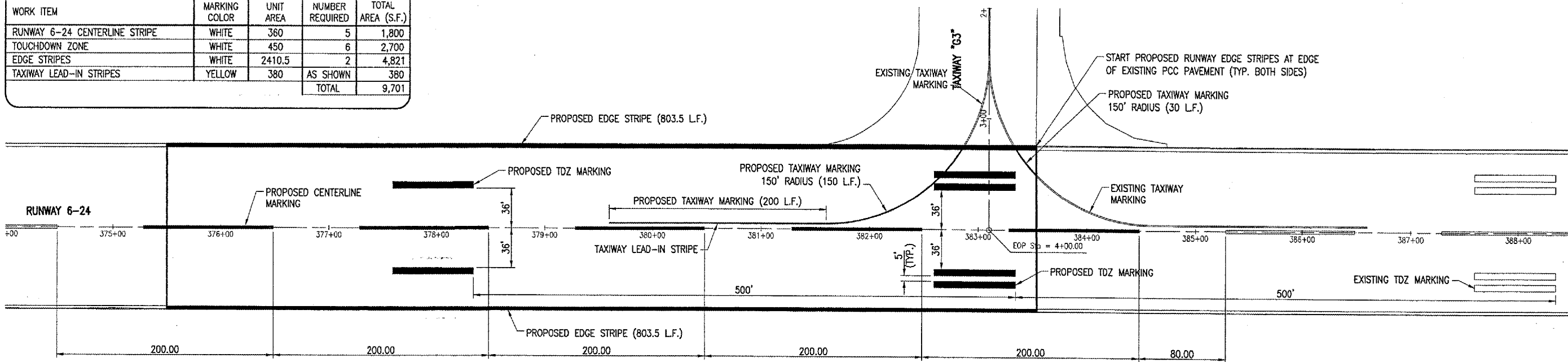
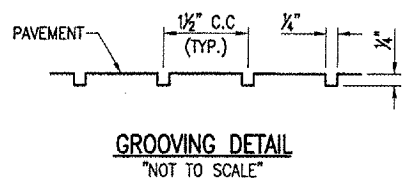


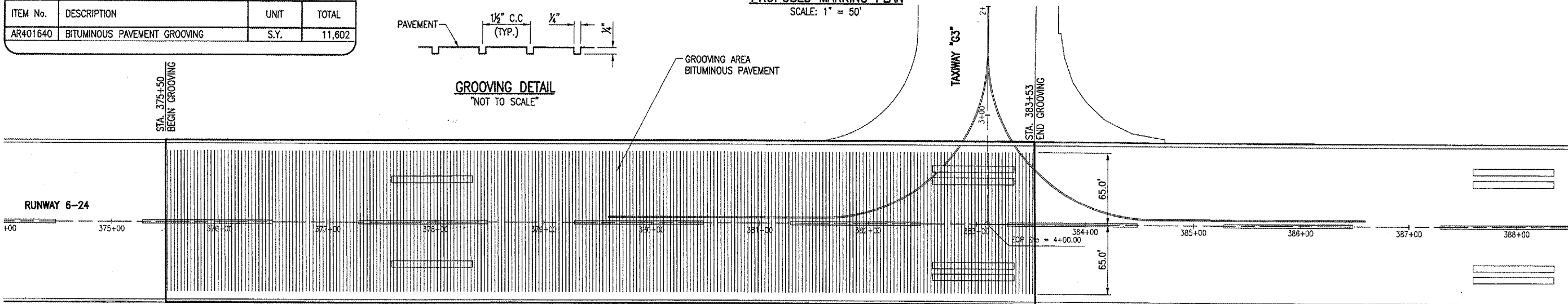
PAVEMENT MARKING-WATERBORNE -- AR620520				
WORK ITEM	MARKING COLOR	UNIT AREA	NUMBER REQUIRED	TOTAL AREA (S.F.)
RUNWAY 6-24 CENTERLINE STRIPE	WHITE	360	5	1,800
TOUCHDOWN ZONE	WHITE	450	6	2,700
EDGE STRIPES	WHITE	2410.5	2	4,821
TAXIWAY LEAD-IN STRIPES	YELLOW	380	AS SHOWN	380
TOTAL				9,701



PAVEMENT GROOVING - RUNWAY 18-36			
ITEM No.	DESCRIPTION	UNIT	TOTAL
AR401640	BITUMINOUS PAVEMENT GROOVING	S.Y.	11,602



PROPOSED MARKING PLAN
SCALE: 1" = 50'



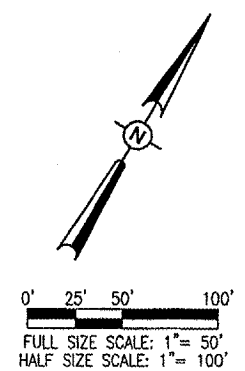
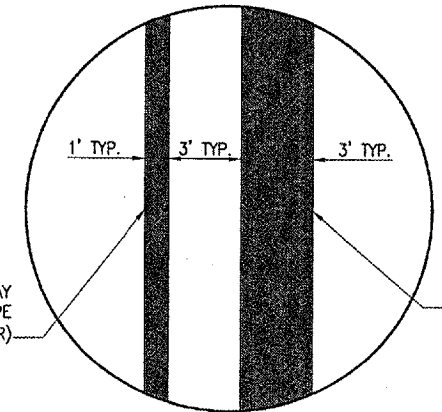
PROPOSED GROOVING PLAN
SCALE: 1" = 50'

MARKING NOTES

- ALL PROPOSED RUNWAY MARKING SHALL BE SOLID AND WHITE IN COLOR.
- ALL PROPOSED TAXIWAY MARKING SHALL BE SOLID, 1 FOOT IN WIDTH, AND YELLOW IN COLOR.
- THE RUNWAY CENTERLINE SHALL BE 3 FEET WIDE BY 120 FEET IN LENGTH AND SPACED AS SHOWN ON THE PLANS.
- RUNWAY EDGE STRIPES SHALL BE 3 FEET WIDE BY THE LENGTH SHOWN ON THE PLANS.
- TOUCHDOWN ZONE (TDZ) MARKINGS CONSIST OF OF GROUPS OF ONE, TWO, OR THREE RECTANGULAR BARS. SYMMETRICALLY ARRANGED IN PAIRS ABOUT THE RUNWAY CENTERLINE. THE TDZ MARKINGS SHALL BE 6 FEET WIDE BY 75 FEET LONG. SEE THIS SHEET FOR LOCATIONS AND SPACING.
- ALL PROPOSED MARKING WILL BE PAINTED WITH TWO APPLICATIONS. THE FIRST APPLICATION WILL SERVE AS TEMPORARY MARKING AND SHALL BE APPLIED NO SOONER THAN 48 HOURS AFTER THE FINAL PLACEMENT OF THE BITUMINOUS SURFACE COURSE. THE FIRST APPLICATION WILL ALLOW THE RUNWAYS TO BE OPENED DURING THE CURE PERIOD REQUIRED FOR THE GROOVING. AFTER THE GROOVING IS COMPLETED, THE SECOND APPLICATION OF MARKING WILL BE APPLIED.
- ALL PROPOSED MARKING WILL BE APPLIED WITH A REFLECTIVE MEDIA ON THE SECOND APPLICATION.
- CUT-OFF SHEETS WILL BE REQUIRED TO INSURE STRAIGHT EDGES.

GROOVING NOTES

- GROOVING WILL NOT COMMENCE UNTIL THE PAVEMENT HAS CURED SUFFICIENTLY THAT IT DOES NOT RAVEL OR SUSTAIN OTHER DAMAGE DURING THE GROOVING OPERATION.
- THE PROPOSED GROOVES WILL BE CUT PERPENDICULAR TO THE RUNWAY CENTERLINE AND WILL TERMINATE 10' FROM THE RUNWAY PAVEMENT EDGE.
- RUNWAY 6/24 WILL BE GROOVED CONTINUOUSLY FROM STATION 375+50 TO STA. 383+53.
- THE GROOVES WILL BE 1/4" WIDE, 1/4" DEEP, AND PLACED 1/2" CENTERS.
- ALL SOLID MATERIALS GENERATED FROM GROOVING OPERATIONS WILL BE PICKED UP AND HAULED TO A LOCATION OFF THE AIRPORT SITE AT THE CONTRACTOR'S OWN EXPENSE.
- NO MATERIAL WHICH IS HARMFUL TO VEGETATION WILL BE FLUSHED FROM THE GROOVED PAVEMENT ONTO THE TURFED SHOULDER, BUT WILL BE PICKED UP AND HAULED TO A LOCATION OFF THE AIRPORT SITE AT THE CONTRACTOR'S OWN EXPENSE.
- AT THE END OF EACH WORK DAY, THE RUNWAY WILL BE FLUSHED, CLEANED, AND CLEARED OF ALL MATERIAL GENERATED BY THE GROOVING OPERATION.
- PAVEMENT GROOVING WILL BE PAID FOR UNDER ITEM:
AR401640 "BITUMINOUS PAVEMENT GROOVING" PER S.Y.



DATE	REVISION	BY

DECATUR, ILLINOIS
A.I.P. PROJ.: 3-17-0033-28
I.L. PROJ.: DEC-3414

LAYOUT	WJM	10/28/04
DRAWN <td>CCC <td>10/28/04 </td></td>	CCC <td>10/28/04 </td>	10/28/04
REVIEWED <td>WJM <td>06/07/05 </td></td>	WJM <td>06/07/05 </td>	06/07/05

HANSON
Engineers, Architects, Scientists
1525 South Sixth Street
Springfield, Illinois 62703-2886
Offices Nationwide

TAXIWAY G WIDENING
PHASE II
RWY 6/24 RECONSTRUCTION
PROPOSED MARKING &
GROOVING PLAN

JUN 10, 2005 3:06 PM CCC I:\AIRPORTS\DECATUR\802-04TXVD\AIRPORT SHEETS\CONTRACT-2\VR-152MRK.DWG - 6-24