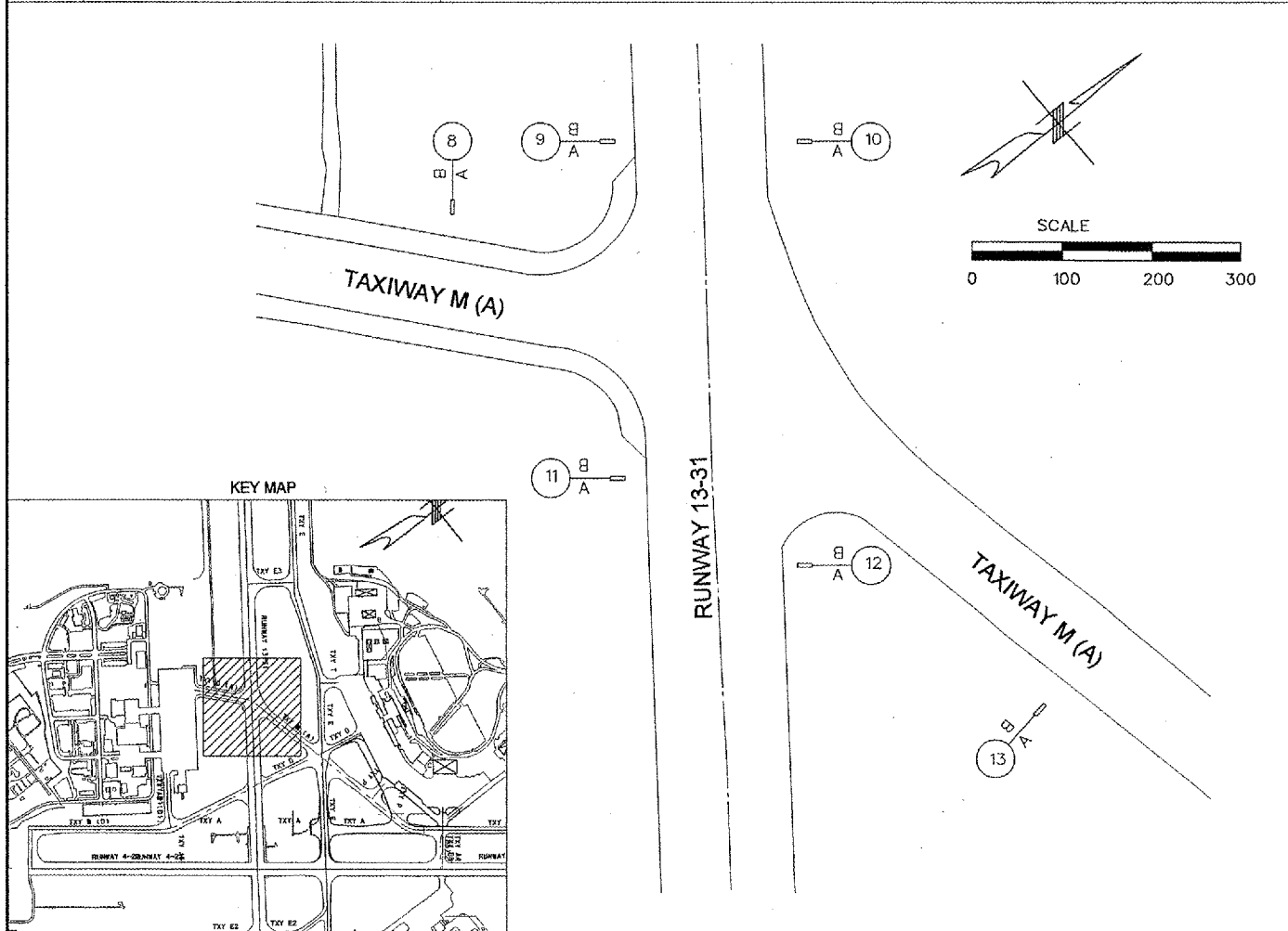
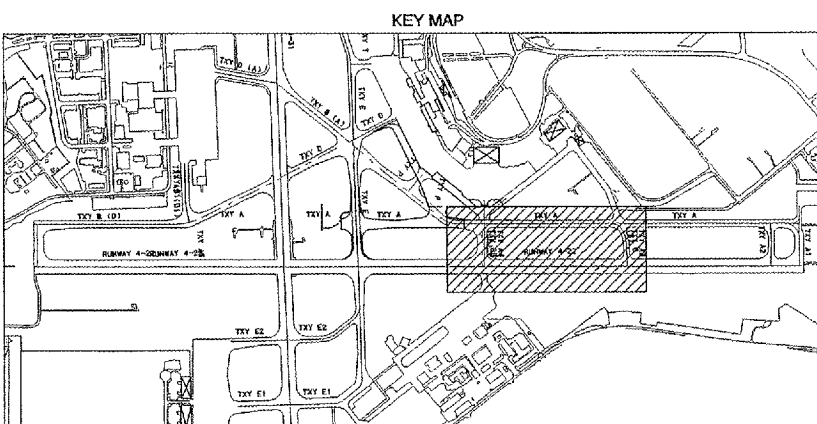
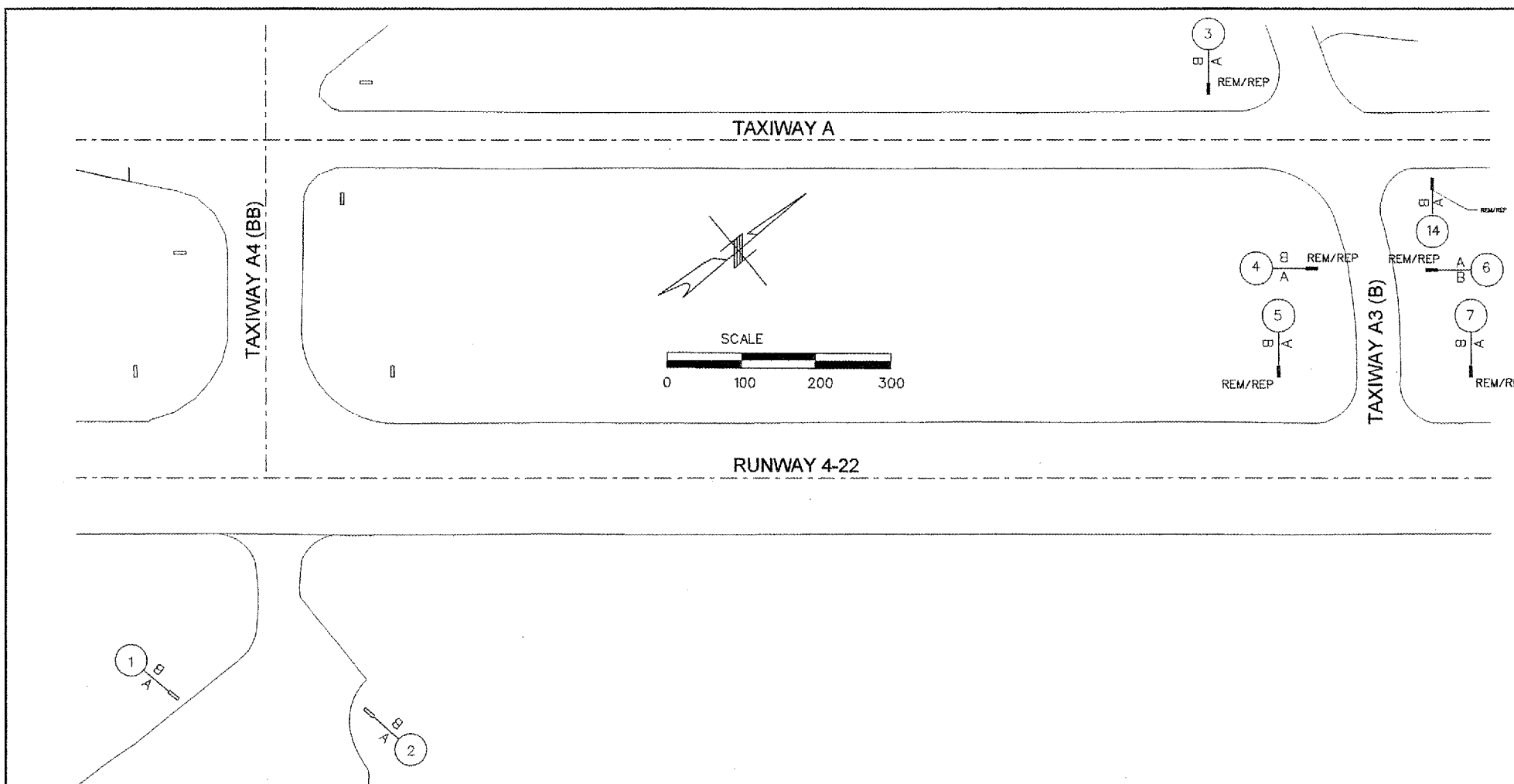


REVISIONS		
NUMBER	BY	DATE

0 1 2  
THIS BAR IS EQUAL TO 2'  
AT FULL SCALE (34X22).  
PLOT 1



NO.	MESSAGE				REMARKS
	FACE A		FACE B		
1	A4	4-22	A4		REPLACE PANELS **
2	L	R	L		REPLACE PANELS **
3	A4	4-22	BLANK		REPLACE PANELS **
4	L	R			REPLACE PANELS **
5	A		A	A3 →	REMOVE EXISTING SIGN INSTALL NEW SIGN AT SAME LOCATION
6	L		L	Y	REMOVE EXISTING SIGN INSTALL NEW SIGN AT SAME LOCATION
7	A3	← A →	A3		REMOVE EXISTING SIGN INSTALL NEW SIGN AT SAME LOCATION
8	L	Y	L		REMOVE EXISTING SIGN INSTALL NEW SIGN AT SAME LOCATION
9	BLANK		← A3		REMOVE EXISTING SIGN INSTALL NEW SIGN AT SAME LOCATION
10	BLANK		Y		REMOVE EXISTING SIGN INSTALL NEW SIGN AT SAME LOCATION
11	A3	22-4	A3		REMOVE EXISTING SIGN INSTALL NEW SIGN AT SAME LOCATION
12	L	R	L		REMOVE EXISTING SIGN INSTALL NEW SIGN AT SAME LOCATION
13	A3 →		BLANK		REMOVE EXISTING SIGN INSTALL NEW SIGN AT SAME LOCATION
14	M	← M →	M	13-31	REPLACE PANELS **
15	L	Y	L	R	REPLACE PANELS **
16	BLANK		M		REPLACE PANELS **
17	BLANK		Y		REPLACE PANELS **
18	BLANK		← M		REPLACE PANELS **
19	BLANK		Y		REPLACE PANELS **
20	M	← M →	M		REPLACE PANELS **
21	L	R	L		REPLACE PANELS **
22	A	← A3	BLANK		NEW SIGN
23	L	Y			NEW SIGN

### LEGEND


	EXISTING		PROPOSED
	TAXIWAY A CIRCUIT		TAXIWAY E CIRCUIT
	TAXIWAY D CIRCUIT		TAXIWAY C CIRCUIT
	RUNWAY 4-22 CIRCUIT		RUNWAY 13-31 CIRCUIT
	WIND CONE CIRCUIT		WIND CONE CIRCUIT
	4-WAY CONCRETE ENCASED DUCT		4-WAY CONCRETE ENCASED DUCT
	2" GRS - DIRECTIONAL BORE		2" GRS - DIRECTIONAL BORE
	TAXIWAY GUIDANCE SIGN		TAXIWAY GUIDANCE SIGN
	BASE MOUNTED LIGHT		BASE MOUNTED LIGHT
	SPLICE CAN		SPLICE CAN
	WIND CONE		WIND CONE
	SIGN NUMBER AND FACE (SEE SIGN SCHEDULE)		SIGN NUMBER AND FACE (SEE SIGN SCHEDULE)
	TBR		ITEM TO BE REMOVED
	REM/REP		ITEM TO BE REMOVED AND REPLACED AT SAME LOCATION
	REL		RELOCATED ITEM

- NOTES:
- ALL TAXIWAY LIGHTS AND SIGNS TO BE REMOVED SHALL BE TURNED OVER TO THE AIRPORT.
  - ALL PROPOSED TAXIWAY LIGHTS AND SIGNS SHALL BE PURCHASED NEW FROM THE MANUFACTURER. THE CONTRACTOR SHALL NOT REUSE ANY LIGHTS OR SIGNS THAT ARE TO BE REMOVED.
  - SIGN NUMBERS MAY NOT BE SEQUENTIAL.

THE DESIGNATIONS ARE AS FOLLOWS:  
 L- TAXIWAY AND RUNWAY LOCATION SIGN - YELLOW LEGEND AND BORDER ON BLACK BACKGROUND  
 Y- DIRECTION, DESIGNATION & BOUNDARY SIGNS - BLACK LEGEND ON YELLOW BACKGROUND  
 R- MANDATORY INSTRUCTION SIGN - WHITE LEGEND ON RED BACKGROUND  
 \*\* REPLACEMENT OF PANELS SHALL BE MEASURED FOR PAYMENT UNDER ITEM AR125470 - MODIFY EXISTING SIGN PANEL



RELOCATE TAXIWAY A FROM MID-FIELD INTERSECTION



IL PROJECT: PIA-3343  
AIP PROJ: 3-17-0080-XX

FILE: k:\peoria\0406103\drawsheets\030_elec_layout_4a.dgn
DESIGN BY: TCS
DRAWN BY: CAG
CHECKED BY: TCS
APPROVED BY: CET
DATE: JUNE 24, 2005
JOB No: 04061-03
ELECTRICAL LAYOUT PLAN SHEET 4 OF 4
SHEET 30 OF 43 SHEETS